

# RADIALLED PRIME

Best-in-class LED highbay



## ENHANCED PRODUCTIVITY WITH LOW OPERATIONAL COST

upto  
**55%** ENERGY SAVINGS

### CUSTOMER BENEFITS

- Long service life
- Low operating cost
- Virtually maintenance free

IP65




### INNOVATIVELY DESIGNED HEAT SINK

Specially designed aluminium heat sink provides excellent 3D heat dissipation and unique vertical fins avoid dust accumulation, giving a reliable performance.



### POLYCARBONATE HIGH TRANSITIVITY DIFFUSER

The shatterproof diffuser design, maintains safety and gives uniform and wider light distribution creating an error free work environment. Best suitable for F&B, FMCG and Cleanroom applications.



### HIGH EFFICACY LEDs

Best-in-class SMD LEDs provide high lumen output, which contributes upto 55% energy savings.



### EASY INSTALLATION AND ZERO MAINTENANCE

RadiallED is equipped with factory fitted eye bolt for suspension which makes installation easy.



## WIPRO LIGHTING 4POINT ADVANTAGES

### LIGHT SOURCE

Best-in-class LED technology

High efficiency, LM 80 compliant LEDs

Best quality LEDs through proper binning for consistent colour, lumen output and forward voltage

Options in colour temperature

### DRIVER

Specially designed for Indian power conditions

Best-in-class design & manufacturing

Complies to SELV design standards ensuring safety

### OPTICS

Uniform and glare-free lighting

Effective light distribution ensuring high performance

### THERMAL MANAGEMENT

Special design for effective thermal management ensures long service life and consistent performance

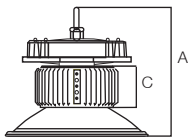




## SPECIFICATIONS

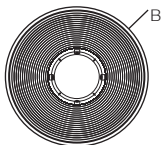
- Specially designed aluminium heat sink
- Polycarbonate high transmittivity diffuser
- High purity anodized aluminium spun reflector
- High efficacy SMD LEDs
- Constant current driver
- Integral product with LED, driver and accessories pre-wired in driver compartment

## DIMENSION DRAWINGS



Product Code	A (mm)	B (mm)	C (mm)	Beam Angle
LH09-122-060-50-G1	332	Ø 270	74	60
LH09-172-060-50-G1	362	Ø 270	104	60
LH09-232-060-50-G1	412	Ø 270	154	60

Also available in 100° beam angle



## INSTALLATION

- Factory fitted eye bolt for suspension
- The reflector is fixed by rotatory buckle, installed without tools

## CONTROL GEAR

- In-built integrated electronic LED driver

## APPLICATIONS



FOOD & BEVERAGES



WAREHOUSES



MANUFACTURING PLANTS



AIRPORTS



PHARMA



SUPER MARKETS



BASEMENT PARKING

## ELECTRICAL DATA

CAT. NO.	SYSTEM WATTAGE (W)	RATED VOLTAGE (V)	MAINS CURRENT (A)	CASE LOT (IN NOS.)
LH09-122-060-50-G1	100W	240	0.43	4
LH09-122-100-50-G1	100W	240	0.43	4
LH09-172-060-50-G1	140W	240	0.61	4
LH09-172-100-50-G1	140W	240	0.61	4
LH09-232-060-50-G1	200W	240	0.87	4
LH09-232-100-50-G1	200W	240	0.87	4

LED is an ever improving and evolving technology. Wipro is committed to bring you the best in LED technology. Data given is representative and can change.



### Business Office:

Wipro Lighting, 5 floor, Godrej Eternia - C, Old Pune-Mumbai Road, Shivajinagar, Pune 411 005.  
Tel.: 020-66098700, Fax: 020-66098777. E-mail: helpdesk.lighting@wipro.com

### Registered Office:

Wipro Enterprises (P) Limited, 'C' Block, CCLG Division, Doddakannelli, Sarjapur Road, Bangalore - 560035, India.

Toll-free no: 1800-425-1969  
[www.wiprolighting.com](http://www.wiprolighting.com)