



**best  
led lighting  
solutions**  
for cheerful  
and vibrant  
workspaces  
**2 x 2 luminaires**

WIPRO LIGHTING



LEDs form the most significant technology change in the lighting industry. It has revolutionized the entire lighting industry with new set of LED luminaires surging up for every application. LEDs now offer a complete solution which create dynamic lighting environment with enhanced efficiency and quality of light.



As office space design has seen a dramatic change over the past decades, still the 2x2 ceiling grid remains a universal favorite. This has benefited many organizations to focus on the quality of light and acquire luminaires that are **easy to install**, easily available in **standard dimensions** enabling in **quicker turnaround time** of the project. This eventually leads faster project completion, creating cheerful and vibrant workplaces.

# SpacioLED

Taking energy efficiency to another level

Recess mounted indirect-direct LED luminaire



SpacioLED brings together the advantages of an efficient and high performance technology. It is a transformation that has helped us create well-illuminated spaces in a greener and sustainable way.

### Specifications

- ▶ CRCA powder coated ribbed housing
- ▶ Special virgin grade High Efficiency Translucence (HET) diffuser
- ▶ High performance LEDs powered by a reliable driver
- ▶ Driver pre-wired up to terminal block
- ▶ Provision for loop in loop out for ease of wiring
- ▶ Conforms to IS 10322/Part 5/Sec 1:1987

### Accessories

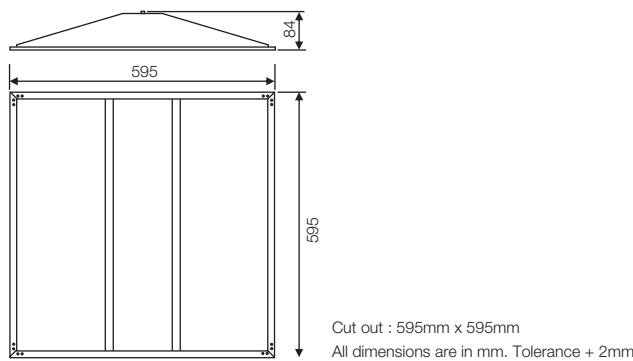
- ▶ In-built electronic LED driver
- ▶ Complete with LEDs and drivers pre-wired up to terminal block
- ▶ 4way 10Amps GFP mains connector



### Installation

- ▶ Luminaires suitable for Armstrong/ GRG/ TRAC/ USG/ Celotex/ POP modular ceiling systems
- ▶ Luminaire design for installation with four nos. of steel hook-up wire suspension to ensure correct leveling within ceiling aperture
- ▶ Simple and rapid installation to save time and effort

### Dimensions




Cat.No.*	Luminaire Lumen OP (Lm)	Nominal System Wattage (W)	Rated Voltage (V)	Mains Current (A)	Approx Weight (Kg)	Case Lot (in nos)
LM15-321-XXX-60-XX	2280	35	240	0.15	3.1	02
LM15-411-XXX-60-XX	2940	45	240	0.2	3.1	02

\*Other colour temperatures available on request.  
LED is an ever improving and evolving technology. Wipro is committed to bring you the best in LED technology. Data given is representative and can change.

# MatrixLED

Smart solution for incredible savings

Efficient and green workspace lighting solution



MatrixLED brings you the advantages of the LED technology, transforming today's workspaces into well-illuminated, vibrant and cheerful areas.

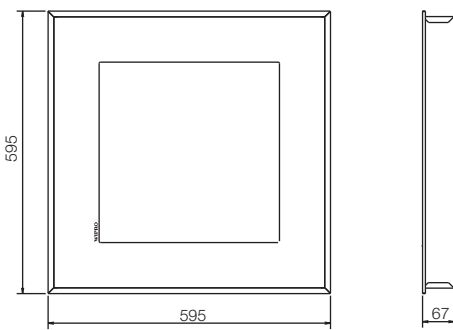
### Specifications

- ▶ High efficacy long life LEDs
- ▶ CRCA powder coated white housing
- ▶ Aesthetic CRCA powder coated bottom frame
- ▶ Special virgin grade High Efficiency Translucence (HET) diffuser
- ▶ Integral multi-stage CCCV electronic driver with 3kV surge protection
- ▶ Driver pre-wired up to the terminal block
- ▶ Conforms to IS 10322/Part 5/Sec 1: 1987

### Installation

- ▶ Suitable for Armstrong/ CRG/ TRAC/ USG/ Celotex/ POP modular ceiling systems

### Dimensions



All dimensions are in mm. Tolerance + 2mm



Cat.No.*	Luminaire Lumen OP (Lm)	Nominal System Wattage (W)	Rated Voltage (V)	Mains Current (A)	Approx Weight (Kg)	Case Lot (in nos)
LM17-291-XXX-57-XX	2240	29	240	0.12	5	02
LM17-411-XXX-57-XX	2870	40	240	0.17	5	02

\*Other colour temperatures available on request.  
LED is an ever improving and evolving technology. Wipro is committed to bring you the best in LED technology. Data given is representative and can change.





CresLED is a smart, efficient and eco-sustainable solution that imbibes the inherent benefits of LEDs, and also addresses the need for good quality lighting in new age offices.

Energy Savings  
upto  
**50%**

Advanced  
**Japanese**  
**LED**  
Technology

Long Life  
of  
**50000**  
Hours

**Green**  
Lighting  
Solution

CVCC Driver  
for  
**Enhanced  
Reliability**

## Specifications

- ▶ High power, High efficiency LEDs
- ▶ CRCA powder coated housing with soft, aesthetic bottom frame with corners made in engineering plastic
- ▶ Satin finish High Efficiency Translucence (HET) diffuser
- ▶ Crescent shaped opal corner diffuser made from virgin non-yellowing grade PMMA acrylic
- ▶ Aesthetic, user friendly button locks made in engineering plastic
- ▶ Soft, transforming perforation pattern renders a fresh look
- ▶ Excellent heat dissipation through special design of high thermal conductivity MCPCB and housing
- ▶ 3 Stage Isolated Constant Voltage Constant Current (CVCC) driver pre-wired upto terminal block
- ▶ Conforms to IS 10322 / Part 5 / Sec 1:1987



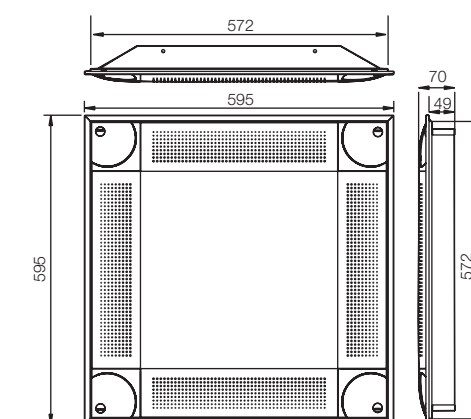
Excellent thermal management and reliable drivers ensure long life of LEDs



## Installation

- ▶ Designed for installation with four nos. of steel hook-up wire suspension to ensure correct leveling within ceiling aperture
- ▶ Suitable for 19mm ET cable entry through knock outs from top
- ▶ Suitable for Armstrong/ CRG/ TRAC/ USG/ Celotex/ POP modular ceilings

## Dimensions



Cut out : 572mm x 572mm  
All dimensions are in mm. Tolerance + 2mm



Offices



Conference  
Areas

Receptio  
Areas

Banks

Lecture  
Halls

Hospitals

Cat.No.*	Luminaire Lumen OP (Lm)	Nominal System Wattage (W)	Rated Voltage (V)	Mains Current (A)	Approx Weight (Kg)	Case Lot (in nos)
LM11-291-XXX-57-XX	2240	29	240	0.125	4.8	02
LM11-411-XXX-57-XX	2870	40	240	0.17	4.8	02

\*Other colour temperatures available on request.

LED is an ever improving and evolving technology. Wipro is committed to bring you the best in LED technology. Data given is representative and can change.



# ImmaculateLED Platinum

The purest form of light



A Light that Performs

Slim light design for clutter free ceilings

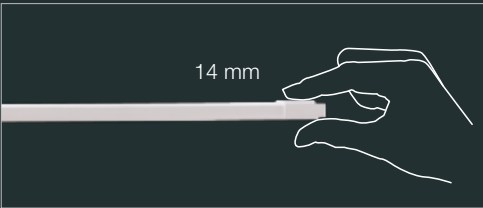


ImmaculateLED Platinum is a seamless light design for better light distribution and clutter free ceilings. A more natural light experience which fills up the workspaces uniformly. It creates visual harmony with uniform illumination and enriches the work experience by enhancing the ambience and ultimately the productivity. Moving ahead on the path of innovation, ImmaculateLED Platinum packages high efficiency with the latest LED technology in the most simplistic form. It combines advanced engineering with a strikingly pure design aesthetic for a totally new user experience.



### Specifications

- ▶ Extruded aluminium white powder coated housing
- ▶ Edge lit optics derived from reflector+light guide plate+diffuser configuration
- ▶ Low wattage high efficient LEDs
- ▶ Excellent heat dissipation through direct contact
- ▶ Conforms to IS 10322 / Part 5 / Sec1: 1987



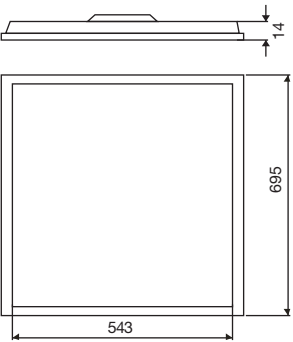
### Features

- ▶ **LGP Panel**  
ImmaculateLED Platinum embeds best in class Light Guide Panel (LGP) for highest efficiency and optimum output.
- ▶ **Edge Lit Technology**  
A state-of-the-art Edge lit configuration for optics. It allows to develop the slimmest products with better light efficacy. The technology offers a blend of both aesthetics & functionality.
- ▶ **Uniform Light**  
A soft and soothing visual experience with uniform illumination enriching the work environment that ultimately helps in achieving the work tasks.

### Installation

- ▶ Suitable for 19mm ET cable entry through knockouts from top
- ▶ Suitable for Armstrong/ CRG/ TRAC/ USG/ Celotex/ POP\*\* modular ceiling system

### Dimensions



Cutout: 570mm x 570mm  
All dimensions are in mm. Tolerance + 2mm




Cat.No.*	Nominal System Wattage (W)	Rated Voltage (V)	Mains Current (A)
LM25-361-XXX-57-XX	36	240	0.15
LM25-451-XXX-57-XX	45	240	0.15

\*Other colour temperatures available on request. \*\*Please get in touch with Wipro Team on POP installation.  
LED is an ever improving and evolving technology. Wipro is committed to bring you the best in LED technology. Data given is representative and can change.

Contemporary direct-indirect recessed LED luminaire


LED 2 x 2 Luminaire suitable for Recessed on Grid/POP ceiling



The WaveLED embeds a unique wave shaped diffuser which blends seamlessly with modern day office interiors and boasts both high efficiency and uniform light distribution. High efficiency LEDs and HET diffuser enhances its overall performance. The product design makes the office interiors appear contemporary and futuristic with clean and neat look.

Specifications

- White powder coated CRCA housing
- Special virgin grade High Efficiency Translucence (HET) diffuser
- High Luminous Flux imported LEDs for better light output
- Electronic control gear duly wired up to the terminal block
- Designed and manufactured to comply with IS 10322 part 5/Sec 1 1987

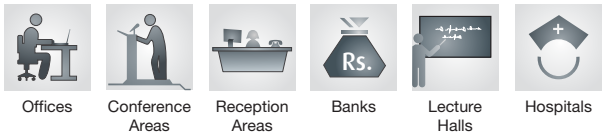


Features

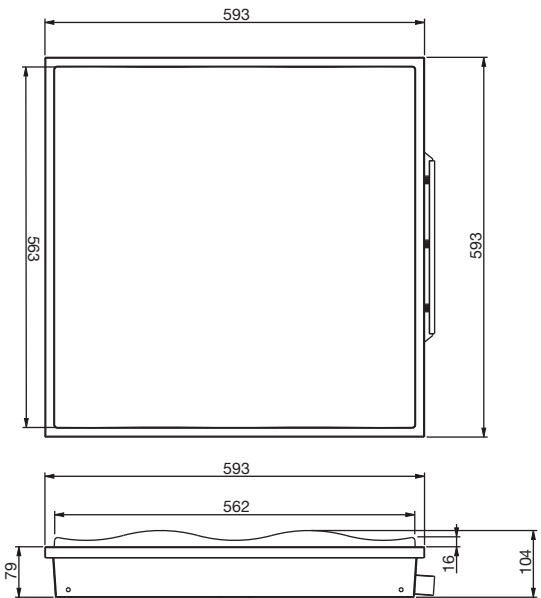
- Wave Shape Diffuser**  
The wave shape diffuser adds a different dimension to the workspace and gives a new look by creating a pleasant appearance
- Visual Harmony**  
A soft and soothing visual experience with uniform illumination enriching the work environment that ultimately helps in achieving the work tasks
- More Efficiency**  
High efficacy LEDs ensure a uniform and optimum light output which creates a vibrant and uniform illumination while consuming significantly lesser energy and hence reduces LPD
- Enhanced Performance**  
High Efficiency Translucence (HET) diffuser avoids dark patches and contrasts creating a perfect diffusion of light
- Aesthetic Design**  
Its sleek and seamless profile adds to overall visual appearance of the modern workspaces. It comes with a thinnest bottom frame creating a clutter free lighting with a neat and clean look to the ceiling

Installation

- Designed for installation with four nos. of steel hook-up wire suspension to ensure correct leveling within ceiling aperture
- Suitable for 19mm ET cable entry through knock outs from top
- Suitable for Armstrong/ CRG/ TRAC/ USG/ Celotex/ POP\*\* modular ceilings



Dimensions



All dimensions are in mm. Tolerance + 2mm

Cat.No.*	Luminaire Lumen OP (Lm)	Nominal System Wattage (W)	Rated Voltage (V)	Mains Current (A)	Approx Weight (Kg)	Case Lot (in nos)
LM24-391-XXX-57-XX	2250	35	240	0.17	3.8	01

\*Other colour temperatures available on request. \*\*Please get in touch with Wipro Team on POP installation.  
LED is an ever improving and evolving technology. Wipro is committed to bring you the best in LED technology. Data given is representative and can change.



# RadianceLED

A top performer with fluidic elegance

An ultimate blend of performance and fluidic elegance



RadianceLED, an ultimate blend of performance and fluidic elegance provides a futuristic lighting experience. Its minimal design with no frills and neutral styling makes it a user centric design created for well being and feel good office ambience. RadianceLED is a high efficiency product and creates soft, volumetric and high quality lighting for user weal and comfort. It is suitable for upright as well as tilted displays for glare control quality. The optics of the luminaire can be fixed without using any tools making it perfect for easy installation and maintenance. RadianceLED is protected against dirt collection and insects with low loss characteristic which makes it a superior product for new age workspaces.


### Specifications

- ▶ Direct-Indirect lighting
- ▶ Wing shaped reflector-cum housing constructed in CRCA powder coated
- ▶ Special virgin grade High Efficiency Translucence (HET) diffuser
- ▶ Integral covered control gear compartment with pre-wired up to terminal block
- ▶ Confirms to IS 10322 / Part 5 /Sec 1 : 1987



Ultimately, its efficiency that matters the most!!

RadianceLED is suitable for upright as well as tilted displays for glare control quality. The optics of the luminaire can be fixed without using any tools making it perfect for easy installation and maintenance. Sonic is protected against dirt collection and insects with low loss characteristic which makes it a superior product for new age workspaces.

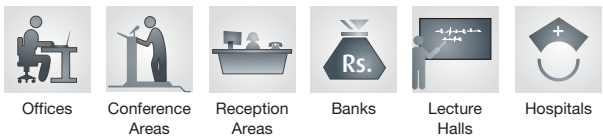


### Features

- ▶ Gentle contours softens the edges to add a friendlier look
- ▶ Deep drawn housing perfectly accommodates the varying radius at the corners, making RadianceLED look premium and outwardly elegant
- ▶ High efficiency LEDs delivers enhanced performance
- ▶ Maintenance friendly design allows tool-free fixing of the central diffuser
- ▶ Perfectly flushed diffuser makes the luminaire dust and insect proof
- ▶ The fine blending profile helps in uniform distribution of light. It spreads the light wider, nicely illuminating the vertical and horizontal planes

### Accessories

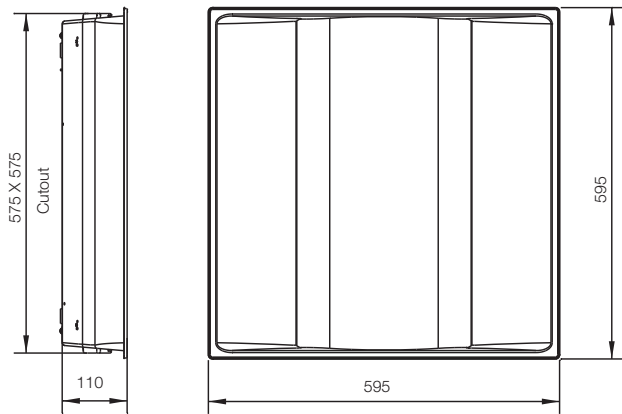
- ▶ Designed for installation with four nos. of steel hook-up wire
- ▶ Suspension to ensure correct leveling within ceiling aperture



### Installation

- ▶ Energy efficient LED driver
- ▶ Suitable for Armstrong/ CRG/ TRAC/ USG/ Celotex modular ceiling system
- ▶ Simple and rapid installation to save time and effort

### Dimensions



All dimensions are in mm. Tolerance + 2mm

Cat.No.*	Luminaire Lumen OP (Lm)	Nominal System Wattage (W)	Rated Voltage (V)	Mains Current (A)	Approx Weight (Kg)	Case Lot (in nos)
LM13-361-XXX-57-XX	2200	32	240	0.130	2.8	02
LM13-361-XXX-40-XX	2200	32	240	0.130	2.8	02
LM13-491-XXX-57-XX	2950	32	240	0.175	2.8	02
LM13-491-XXX-40-XX	2950	32	240	0.175	2.8	02

\*Other colour temperatures available on request.  
LED is an ever improving and evolving technology. Wipro is committed to bring you the best in LED technology. Data given is representative and can change.



## WIPRO LIGHTING LEDEGE

Get the Edge with LED Lighting Solutions for Contemporary Interiors through:

- ★ Eco-sustainability, Design & innovation, Green technology and Efficient lighting solutions
- ★ Capability to service multi-locational accounts
- ★ Service Commitment – 35 branches and over 400 dedicated stockists
- ★ Ease of contact through website
- ★ Trustworthiness and Reliability of Wipro

switch to LEDs

Energy efficient LED luminaires from the Leaders in Green Building Lighting



AslimlineLED



TuboLED



LiveLED



OrbitLED

### Wipro Design

India's First  
App on  
Lighting Design

Design Office and Industry Spaces  
Create and mail BOQs  
View how designed spaces would look like  
View latest offerings from Wipro

Download for free from  
iOS and Google Play Store



#### Business Office:

Wipro Lighting, 5 floor, Godrej Eternia - C, old Pune-Mumbai road, Shivajinagar, Pune 411 005.  
Tel.: 020-66098700, Fax: 020-66098777. E-mail: helpdesk.lighting@wipro.com

#### Registered Office:

Wipro Enterprises Ltd., #134, Doddakannelli, Sarjapur road, Next to Wipro corporate office, Bangalore 560 035. India

New Delhi: 011-41708121/29, 9971117364, Mumbai: 022-67213755/9822192284, Bangalore: 080-41503260, 9986867682, Chennai: 044-600116/9903015566, Kolkata: 033-44045886/87, 9831069725, Pune: 020-25510583/9011023836, Hyderabad: 40-27176082/965282121, Chandigarh: 0172-5018734/9814350562, Ludhiana: 9216594049/9814350562, Karnal: 9814350562, Dehradun: 9814350562, Lucknow: 9807999009/9425072138, Patna: 9771414655/9831069725, Guwahati: 9831069725, Jaipur: 7742725365/9898001521, Jodhpur: 9928211211/9898001521, Ahmedabad: 079-40073546/9898001521, Baroda: 0265-2395830/9099924867/9898001521, Surat: 9925440019/9898001521, Rajkot: 9998057866/9898001521, Raipur: 0771-3265725/9881247167, Indore: 0731-3299668/9425072138, Bhopal: 9425072138, Jabalpur: 9881247167, Jamsedpur: 8521448424/9831069725, Bhubaneshwar: 9903027514, Vishakhapatnam: 9618456143/9652821212, Nagpur: 9881247167, Aurangabad: 9881247167, Goa: 9538296651, Hubli: 9538296651, Mangalore: 9540522899, Cochin: 9961464188, Coimbatore: 9655693535, Madurai: 9843948439