



# XpressBay

linear modular highbay

Enhanced productivity  
for high performance  
industrial applications





# 3Es

Ergonomics | Efficiency | Economy

Industries today are cognizant of the need of smart lighting solutions that can deliver right lighting, optimised operational cost, workforce safety and reduced downtime.

Inspired by **3Es - ergonomics, efficiency and economy**, we have designed an advanced and well engineered LED luminaire that creates a high performance work environment.



## ERGONOMICS

The ergonomic quality of workplace crucially depends on the effortless performance of visual tasks. Good LED luminaire not only just transforms the space but also impacts the way people feel at work space. It helps in building positivity, enhances work productivity and safety.



## EFFICIENCY

People working in a well illuminated space feel comfortable, motivated and healthy. Energy efficient LED luminaire with excellent optical performance and increases concentration in the assigned work tasks, eliminating errors. It also demonstrates ease of installation and maintainance, reducing the risk of accidents and breakage of any kind.



## ECONOMY

Rising cost, poor light quality, high power consumption is a huge concern in industries. Best-in-class luminaires meet the optimum level of illuminance required in industries saving more than 50% energy.



## illumination for **HIGH PERFORMANCE**

Wipro Lighting brings to you a robust and reliable linear LED luminaire to illuminate manufacturing spaces and ensures high energy optimisation.

XpressbayLED, an IP65 linear LED highbay, provides a productive and safe work environment that enhances work efficiency without compromising on the functional prerequisites of the manufacturing spaces.

### **superior** durability

Extruded powder coated aluminium housing ensures excellent finish, longer service life leading to virtually maintenance free operations.

### **uniform** light distribution

Technically advanced polycarbonate lens delivers excellent optical performance enabling focus on task areas.

### **higher** performance

Designed for high performance, with best-in-class system lumen efficacy of 125 lm/W and options for narrow and wide beam angle, it serves right light levels required in application areas that demand precision.



UPTO  
**50%**  
ENERGY  
SAVINGS

**longer**  
service life

High performance IP65 driver leading to longer service life ensures maintenance free operations.

**excellent**  
thermal management

Innovatively designed heat sink ensures good thermal management that facilitates LED performance, giving a longer system life.

**flexible**  
mounting

Specially designed mounting arrangement provides flexibility in installation, making the luminaire installation friendly.

**quick**  
maintainence

Top cover of the luminaire can be opened without any tools, hence gives faster accessibility for quick maintenance.

ideal for  
**refurbishment**

Linear highbay, XpressbayLED with its unique design and construction is an ideal solution for refurbishment of linear conventional industrial fixtures.

**smart** lighting  
solution

Can be offered with dimmable LED driver and daylight sensors to save upto 50% energy.

## IDEAL REFURBISHMENT SOLUTION

Conventional T5				XpressBay			
Wattages (W)	System Wattage (W)	Total Lamp Lumens (Lm)	System Lumen Output (Lm)	System Wattage (W)	System Lumen Output (Lm)	Length of Fixture (Ft)	Power Saving
4 x 28 T5	128	11000	8800	75	9000	2ft	44%
3 x 54 T5	174	14250	11400	100	12000	3ft	44%
4 x 54 T5	232	19000	15200	130	15600	4ft	46%
6 x 54 T5	348	28500	22800	200	24000	3ft x 2	44%

Depending on design and application requirement, order luminaire with suitable beam angle.

## ELECTRICAL DATA

**IP65**

Cat. No.	System Wattage (W)	System Lumens (Lm)	Beam Angle (Degree)	Rated Voltage (V)	Mains Current (A)	Case Lot (Nos.)	Unit Weight (kg)
LH15-102-060-57-XX	75	9000	60	240	0.32	2	3
LH15-102-090-57-XX	75	9000	90	240	0.32	2	3
LH15-142-060-57-XX	100	12000	60	240	0.43	2	4
LH15-142-090-57-XX	100	12000	90	240	0.43	2	4
LH15-182-060-57-XX	130	15600	60	240	0.57	2	5
LH15-182-090-57-XX	130	15600	90	240	0.57	2	5
LH15-282-060-57-XX	200	24000	60	240	0.87	1	7
LH15-282-090-57-XX	200	24000	90	240	0.87	1	7

LED is an ever improving and evolving technology. Wipro is committed to bring you the best in LED technology. Data given is representative and can change.

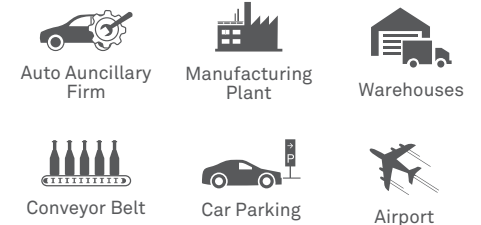
## SPECIFICATIONS

- Aluminum extruded housing duly powder coated with dark grey pure polyester powder
- Highly advanced LEDs mounted on metal clad PCB's
- IP65 construction
- Highly advanced LEDs
- High performance IP65 driver
- Designed and manufactured to comply with IS 10322 part 5/Sec 1 1987

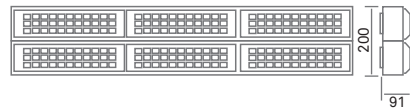
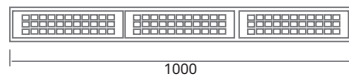
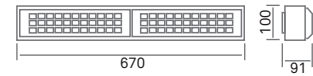
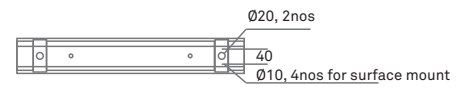
## INSTALLATION

- Flexible suspension system
- Mounting accessories like conduit pipe/chain not in Wipro's scope

## APPLICATIONS



## DIMENSION DRAWINGS



130W & 200W



## WIPRO LIGHTING LEDEGE

Get the Edge with LED Lighting Solutions for Industries through:

- Eco-sustainability, Design & innovation, Green technology and Efficient lighting solutions
- Capability to service multi-locational accounts
- Service Commitment - 19 branches and over 350 dedicated stockists
- Ease of contact through website
- Trustworthiness and reliability of Wipro



Scan the QR code to download the app



[www.wiprolighting.com](http://www.wiprolighting.com)

Toll-free no: 1800-425-1969

Follow us on [LinkedIn](#)



**New Delhi:** 011-4170 8121/29, **Mumbai:** 022-6218 2000, **Chennai:** 95660 86333,  
**Bangalore:** 080-4150 3260, **Kolkata:** 033-4404 5886/87, **Pune:** 020-2553 5081,  
**Hyderabad:** 040-2717 6082, **Chandigarh:** 0172-5001 8734, **Jaipur:** 0141-2280 014/4910 879,  
**Lucknow:** 0522-2434 352, **Baroda:** 0265-2395 830/35/36/41/45, **Ahmedabad:** 079-4007 3546,  
**Indore (MP):** 98279 99668, **Raipur (CG):** 0771-3265 725, **Bhubaneshwar:** 0674-6450 804,  
**Coimbatore:** 98947 95836, **Nagpur:** 0712-2569 878, **Vishakhapatnam:** 96769 08080,  
**Cochin:** 98957 08464.

### Business Office

Wipro Lighting, 5th floor, Godrej Eternia - C, old Pune-Mumbai highway,  
Shivajinagar, Pune 411 005. India.

(T) 020-66098700, (F) 020-66098777

[helpdesk.lighting@wipro.com](mailto:helpdesk.lighting@wipro.com)

### Registered Office

Wipro Enterprises (P) Limited, 'C' Block, CCLG Division,  
Doddakannelli, Sarjapur Road, Bangalore - 560035, India.

Innovation and improvement are a way of life at Wipro.

All rights reserved. Reproduction of this data in part or in whole without permission is prohibited. Care has been taken to ensure that the information content within is correct. We reserve the right to modify the product without prior intimation. Imitation of Registered Designs is a punishable offence.