


Other Industrial Geniuses




RADIAL UNO



RADIAL SQUARE



OPTIMA LED



VISION CLEANROOM




XLINER



MAXX



BULKHEAD



IMPERIA

wipro advantage



30 years of Expertise in Lighting



18 branches across India



Customized Solutions



Pan India After-Sales Support



Registered Office: Wipro Enterprises (P) Ltd. 'Wipro House', No. 8, 7th Main, 80 Feet Road, Koramangala, 1st Block, Bangalore 560034, Karnataka, India.

Business Office: Wipro Lighting, 5th Floor, Godrej Eternia - C, Old Pune-Mumbai Highway, Shivajinagar, Pune 411005, India. (T) 020 66098700, (F) 020 66098777.

www.wiprolighting.com | Toll free no: 1800 425 1969 | helpdesk.lighting@wipro.com

Follow us on: [in](#) [t](#) [f](#) [i](#) [v](#)

Branches: Ahmedabad | Bangalore | Baroda | Bhubaneshwar | Chandigarh | Chennai | Cochin | Coimbatore | Hyderabad | Indore | Jaipur | Kolkata | Lucknow | Mumbai | Nagpur | New Delhi | Pune | Raipur | Vishakhapatnam

Innovation and improvement are a way of life at Wipro. All rights reserved. Reproduction of this data in parts or in whole, without permission, is prohibited. Care has been taken to ensure that the information content within is correct. We reserve the right to modify the product without prior intimation. Imitation of Registered Designs is a punishable offence.



XPRESSBAY PRO

MEET THE
**SUPERHERO
OF HIGHBAYS**

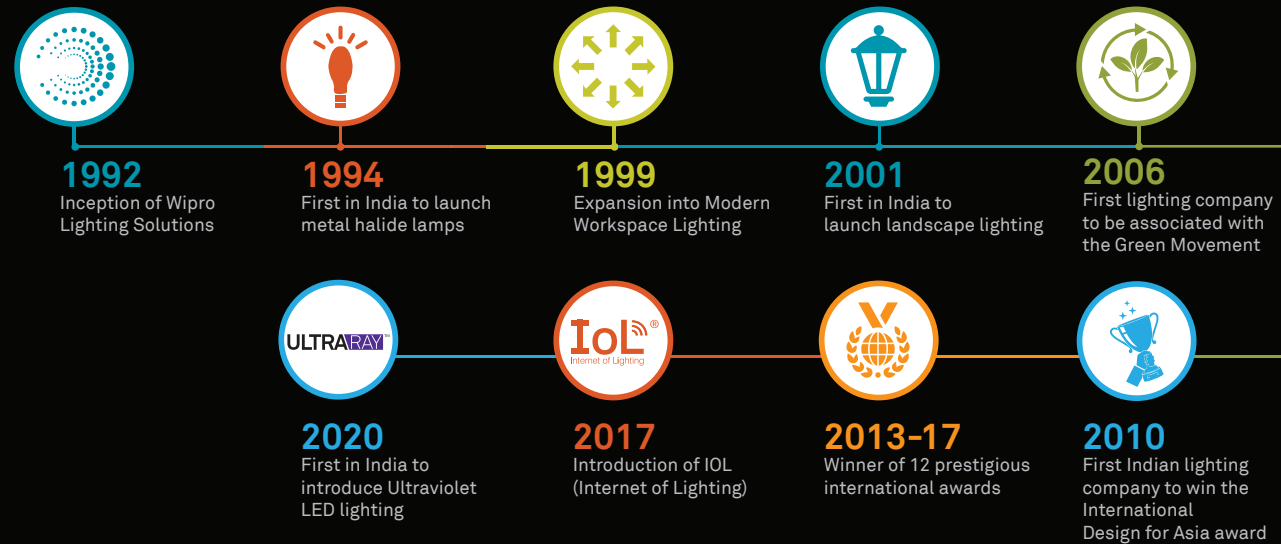


INDUSTRIAL LINEAR

30 years of Wipro Lighting

Celebrating a journey that is now defining the future of lighting

At Wipro, innovation is in our DNA. Our leading-edge technology and customer-centric approach come together to provide intelligent lighting solutions across segments such as manufacturing, healthcare, outdoor, offices and much more. Recognized globally for thought-leadership and expert solutions, Wipro Lighting has been leading the category with excellence for the last 30 years!



Making Industries Intelligent

It's a world of smart factories and smarter solutions. Wipro Industrial Lighting 4.0 impacts businesses by helping users automate manufacturing tasks, maximize productivity and optimize costs. As pioneers of award-winning solutions, Wipro Lighting 4.0 enables industrial setups to become more sustainable, by putting human wellbeing, efficiency and safety at the centre of all our designs. Come, see the future with us. It is getting lit.




Xpressbay Pro

Next gen of India's 1st ever LED linear highbay

The new industrial era brings with it a different set of requirements in terms of aesthetics, efficiency, productivity and wellbeing. It is also setting new benchmarks in functionality while keeping a keen eye on aesthetics. An efficient usage of cable trays to mount utilities like lighting is just one of the examples.

Introducing Xpressbay Pro. The new gold standard in linear highbays! A thoughtful solution that provides excellent light levels with flexible light distribution. Xpressbay Pro changes manufacturing industry dynamics at the speed of light! It comes in a sleek and compact look with superior finish. It has been specially designed to deliver glare-free illumination and create a high-performance work environment.



Up to **145** lumens per watt

Super powers of Xpressbay Pro

Pro optical performance

Advanced non-yellowing polycarbonate lens

Glare-free light and uniform coverage

Category leading efficacy

Pro durability

Extruded powder coated aluminium housing

Dust and water resistant with IP66 rating

High impact resistance with IK07 rating

Robust and reliable construction

Superior thermal management

Driver Isolated from light compartment

No heat transfer - reduced hotspots

IP67 potted driver

50% longer life with 75000 hours @L70B50

Flexible light distribution like no other



Wider beam for lower heights - Up to 8 metres
• Better uniformity
• Helpful as emergency lighting solution


Medium beam for medium heights - Up to 12 metres
• Optimum light levels

Narrow beam for higher heights - Above 12 metres
• Higher lux levels
• Same lux levels with lesser wattage

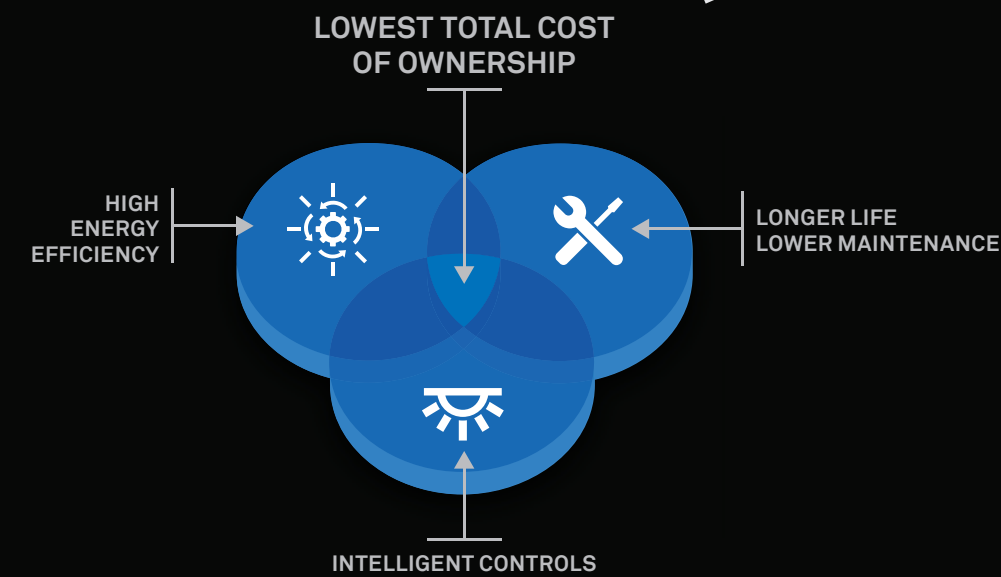
Up to 20° mechanical tilt

Asymmetric beam

Asymmetrical lighting directs the right amount of light vertically and horizontally to aisles and racks, in optimum levels. It helps in reducing picking-errors in retail and warehousing facilities. And works like a pro by bringing down the light points too.



Application Areas



Electrical Data

Product Main Code	System Wattage +/-10%	Beam Angle	Rated Voltage (V)	Mains Current (A)	Case Lot (Nos)	Unit Weight (Kg) +/-0.25
LH26C-102-120-57XX	80W	120°	240	0.35	1	2.6
LH26C-142-120-57XX	100W	120°	240	0.43	1	2.6
LH26C-172-60-57-XX	120W	60°	240	0.52	1	3.6
LH26C-242-60-57-XX	150W	60°	240	0.65	1	3.6
LH26C-262-30-57-XX	180W	30°	240	0.78	1	4.6
LH26C-262-60-57-XX	180W	60°	240	0.78	1	4.6
LH26C-282-30-57-XX	200W	30°	240	0.87	1	4.6
LH26C-282-60-57-XX	200W	60°	240	0.87	1	4.6

Dimensional Detail

