

30+ YEARS OF WIPRO LIGHTING



wipro advantage



LLANO

Light a symphony



www.wiprolighting.com | Toll free no: 1800 425 1969 | helpdesk.lighting@wipro.com

Registered Office: Wipro Enterprises (P) Ltd.
'Wipro House', No. 8, 7th Main, 80 Feet Road,
Koramangala, 1st Block, Bangalore 560034

Business Office: Wipro Lighting,
5th Floor, Godrej Eternia-C, Old Pune-Mumbai
Highway, Shivajinagar, Pune 411005
(T) 020 66098700, (F) 020 66098777



Branches: Ahmedabad | Bangalore | Bhubaneswar | Chandigarh | Chennai | Cochin | Coimbatore | Hyderabad | Indore | Jaipur | Kolkata | Lucknow | Mumbai | Nagpur | New Delhi | Pune | Raipur | Vishakhapatnam

Innovation and improvement are a way of life at Wipro. All rights reserved. Reproduction of this data in parts or in whole, without permission, is prohibited. Care has been taken to ensure that the information content within is correct. We reserve the right to modify the product without prior intimation. Imitation of Registered Designs is a punishable offence.

Follow us on

India's first office linear fixture with 65° beam angle in collimator lens delivering UGR<13



Beam angle
65°



UGR<13



CRI 90



THD<5%



Shielding
angle >35°



EMI / EMC
compliant

Unleash your inner designer with two stunning variants available in 43mm and 53mm widths housed with innovative 65° beam collimator optics and contemporary profile for the premium workspaces.


**Modern office luminaire born from art,
based on science, and backed by technology**



Size
variants

43
mm

53
mm



Unique. Harmonious. Marvelous.

An optical masterpiece, lighting up a symphony



An elliptical collimator paired with a prismatic lens ensures wide distribution and keeps the UGR<13, crucial for providing glare-free lighting with optimal illumination.



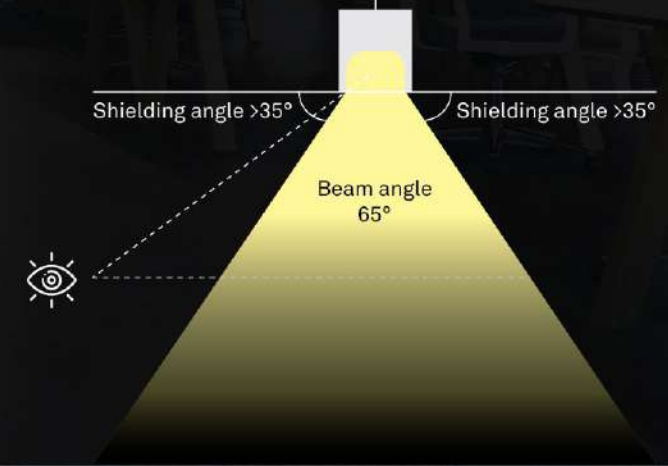
Truly an...

INNOVATION FOR
HUMAN SPACES

Lighting made for people; design crafted for experiences. Llamano enhances Human Spaces where wellness is a priority, nurturing a workforce who's healthy and productive, throughout the day.

The art of light and luminaires...
Scientifically crafted for efficient offices...
With people-centric **technologies**.

Uber comfortable lighting
from an invisible source,
illuminating more area
with less fixtures.




65° beam angle

from wider beam
collimator lens gives
wider coverage with
less number of fixtures

>35° shielding angle

ensures comfortable and
productive lighting with
unique low glare and
invisible source

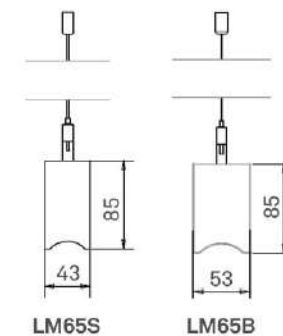


Available in
Black and white housing
Black and white bezel reflector

An expression of aesthetic minimalism for contemporary interiors

Sleek modern design with a slim profile available in premium color options for lenses and housing, creating an unforgettable design story.

Size variants



LM65S

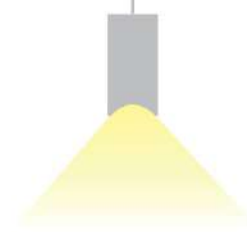
LM65B

Section lengths



Suitable for

Work areas | Office spaces | Meeting rooms
Reception areas | Refurbish application



Down variant



DALI



CRI 90



120 Lm/W



UGR<16



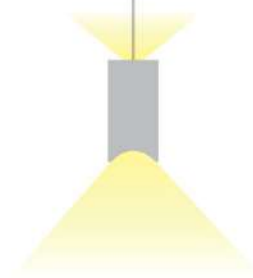
4000K



5700K

Product Code	Dim A	Dim B	System Wattage (W) +/- 10%	Mains (A)	Approx. Weight (Kg)	Case Lot (No.s)
LM65B-291-BC-57-WX	1104	800	20	0.09	2.6	1
LM65S-291-BC-57-WX	1060	800	20	0.09	2.3	1
LM65B-581-BC-57-WX	2204	900	40	0.18	5.1	1
LM65S-581-BC-57-WX	2116	900	40	0.18	4.6	1
LM65B-151-BC-57-WX	554	300	10	0.04	1.3	1
LM65S-151-BC-57-WX	532	300	10	0.04	1.1	1

- DIM A is length in mm
- DIM B is suspension distance in mm
- BC stands for black chrome lens. For white chrome lens, replace BC with WC
- WX stands for standalone white housing. For continuous, replace X with C
- WX/WC stands for white housing. For black housing, change W with B. For example BX/BC
- Replace 57 with 40 for 4000 CCT



Up-down variant



DALI



CRI 90



125 Lm/W



UGR<13



4000K



5700K

Product Code	Dim A	Dim B	System Wattage (W) +/- 10%	Mains (A)	Approx. Weight (Kg)	Case Lot (No.s)
LM65B-361-BC-57-WX	1104	800	30	0.13	2.7	1
LM65S-361-BC-57-WX	1060	800	30	0.13	2.4	1
LM65B-721-BC-57-WX	2204	900	60	0.26	5.5	1
LM65S-721-BC-57-WX	2116	900	60	0.26	4.9	1
LM65B-181-BC-57-WX	554	300	15	0.07	1.4	1
LM65S-181-BC-57-WX	532	300	15	0.07	1.2	1

- DIM A is length in mm
- DIM B is suspension distance in mm
- BC stands for black chrome lens. For white chrome lens, replace BC with WC
- WX stands for standalone white housing. For continuous, replace X with C
- WX/WC stands for white housing. For black housing, change W with B. For example BX/BC
- Replace 57 with 40 for 4000 CCT




Curvilinear Formations of minimum radius R300

Mix of linear and curvilinear options to create
a harmony with new age offices



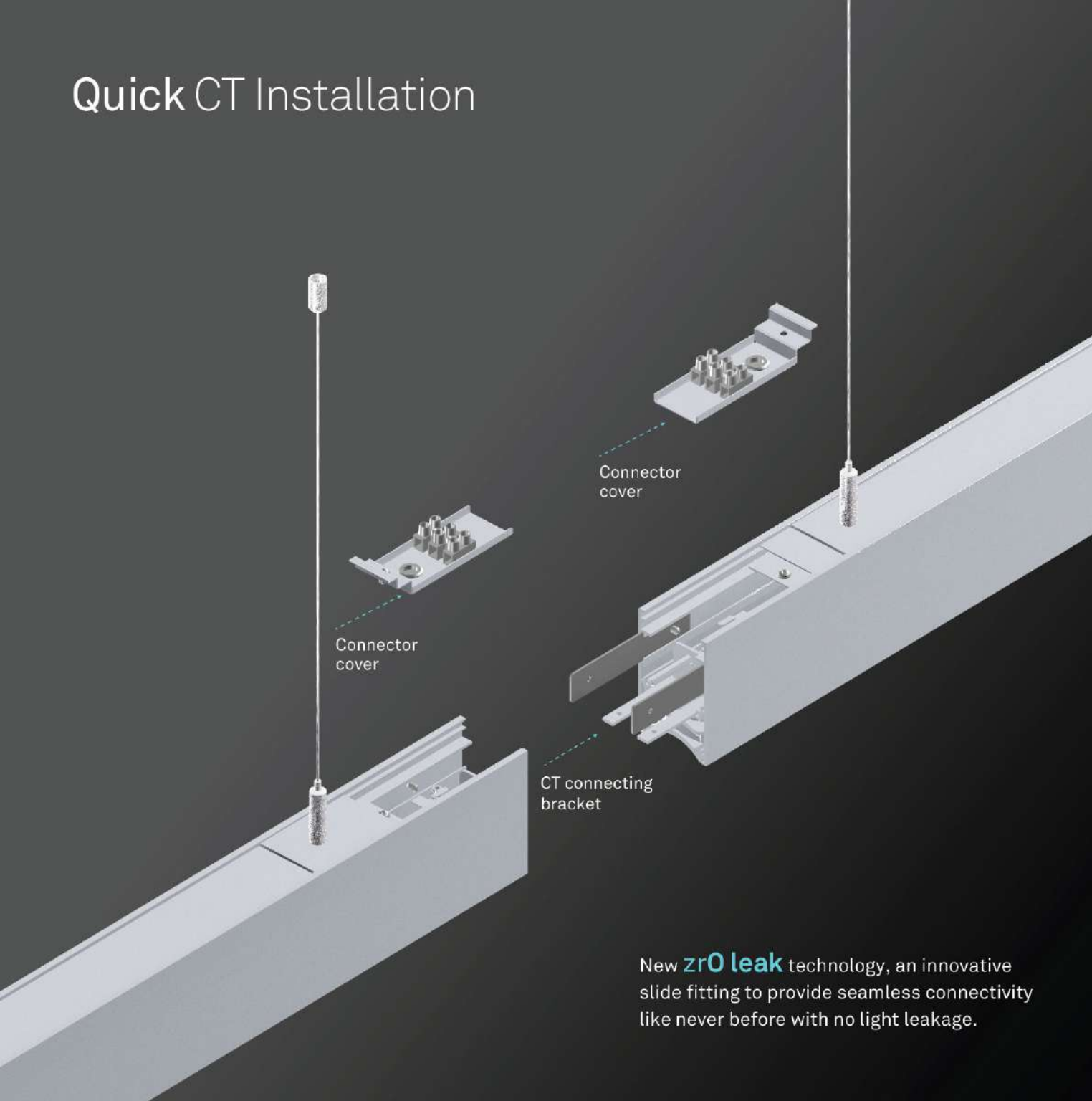
Diffuser



Blanker

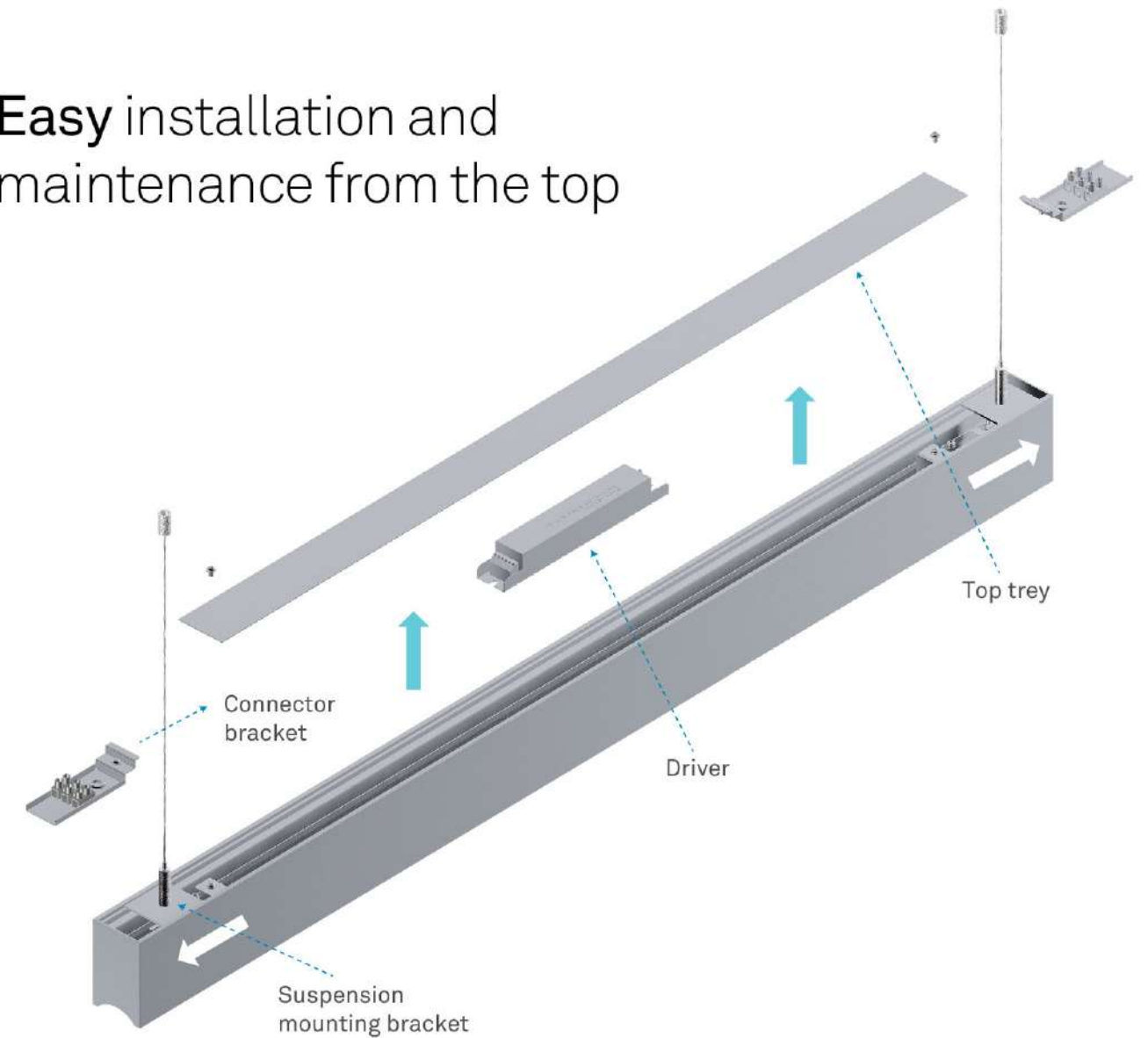


Quick CT Installation



New **zr0 leak** technology, an innovative slide fitting to provide seamless connectivity like never before with no light leakage.

Easy installation and maintenance from the top



- Suspension to be ordered separately
- LMX222: 1.5 mtr. suspension suitable for installation on RCC ceiling
- Anchor fasteners LMX224 and LMX225 to be ordered separately along with LMX222 for 24mm and 15mm 'T' Grid ceilings respectively


Technical Specifications

- Aesthetically slim designed profile in two sizes 43mm and 53mm
- Extruded Aluminium housing and die casted endcap duly powder coated, with white and black colour as options
- Driver is pre-wired up to terminal block on the housing
- Provision for loop in - loop out for ease of wiring
- Designed and manufactured to comply with IS 10322 part 5/Sec 1 2012

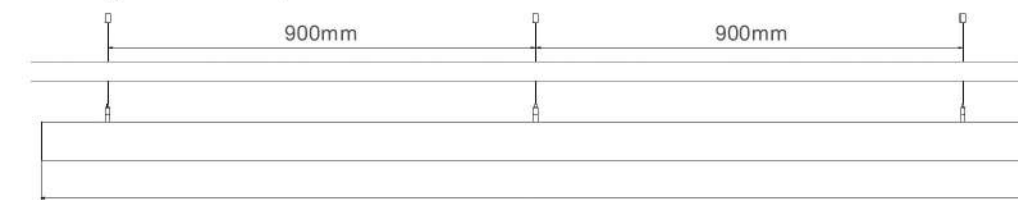


Product Dimensions

2/4ft length with 2 suspensions



8ft length with 3 suspensions



*All dimensions are in mm, tolerance +/- 2 mm