

Lighting for People and Productivity

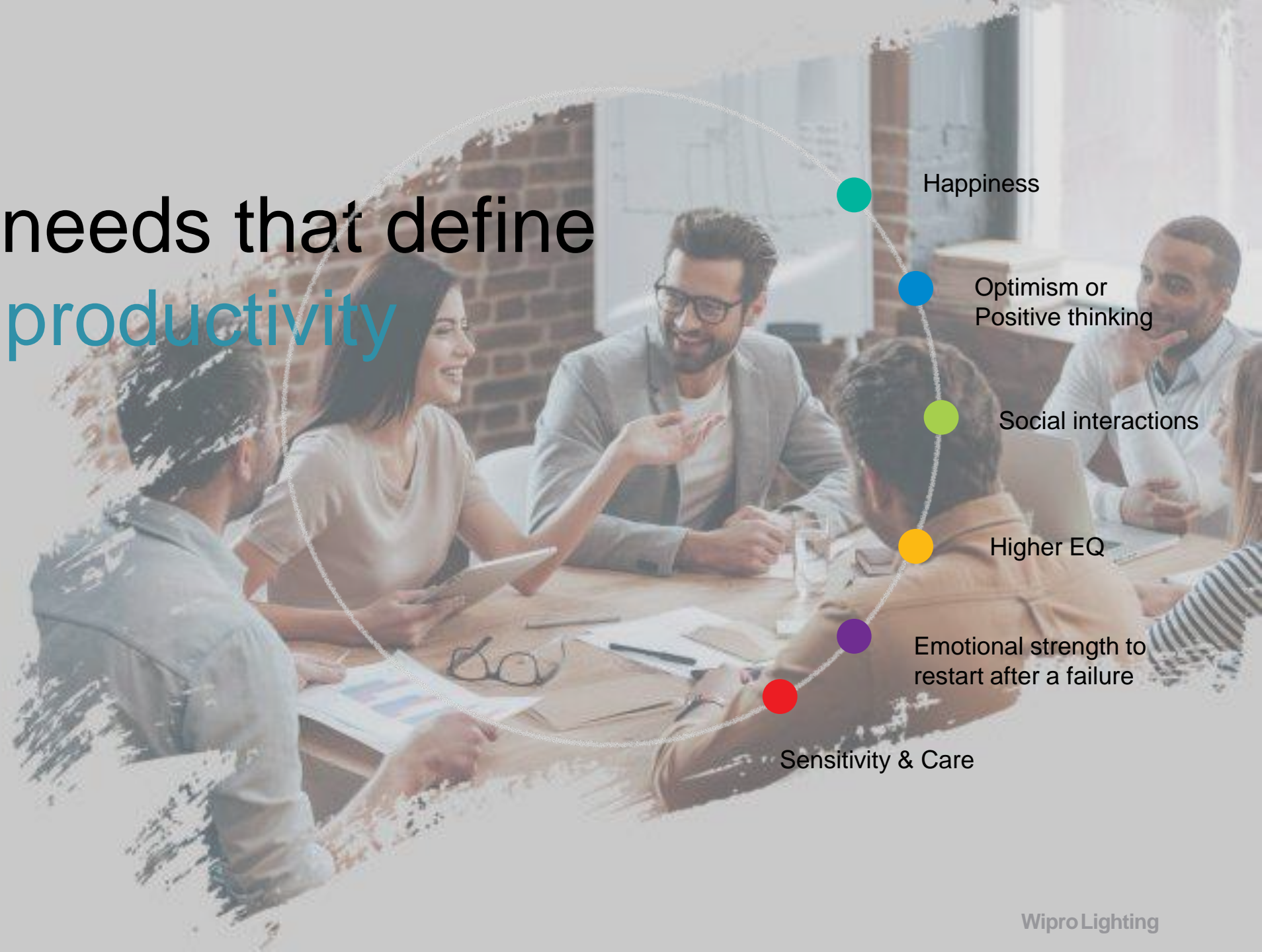


Lighting for People and Productivity

- Emotional Influence



Emotional needs that define workplace productivity



Happiness

Optimism or
Positive thinking

Social interactions

Higher EQ

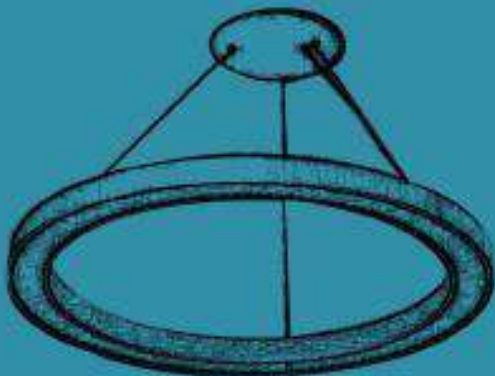

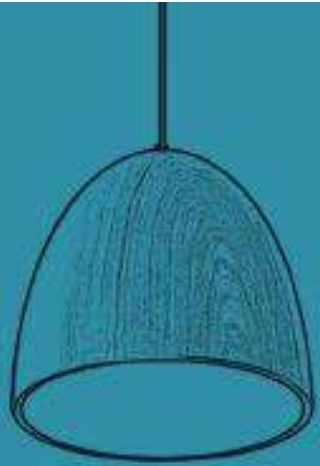
Emotional strength to
restart after a failure

Sensitivity & Care

*inForm*TM

Architectural Marvel... Technical and High Performance Lighting

for all the areas that are designed to give you a visual... emotional.. psychological.. **break!**



Lighting for People and Productivity


- Emotional Influence

- Biological Influence

inSync

[MIND + BODY + LIGHT]

are connected.





A lighting environment that reduces circadian phase disruption, improves sleep quality and positively impacts mood and productivity.

Lighting for People and Productivity

- Emotional Influence

- Biological Influence

- Visual Influence

Visual Influence Immersive Experience

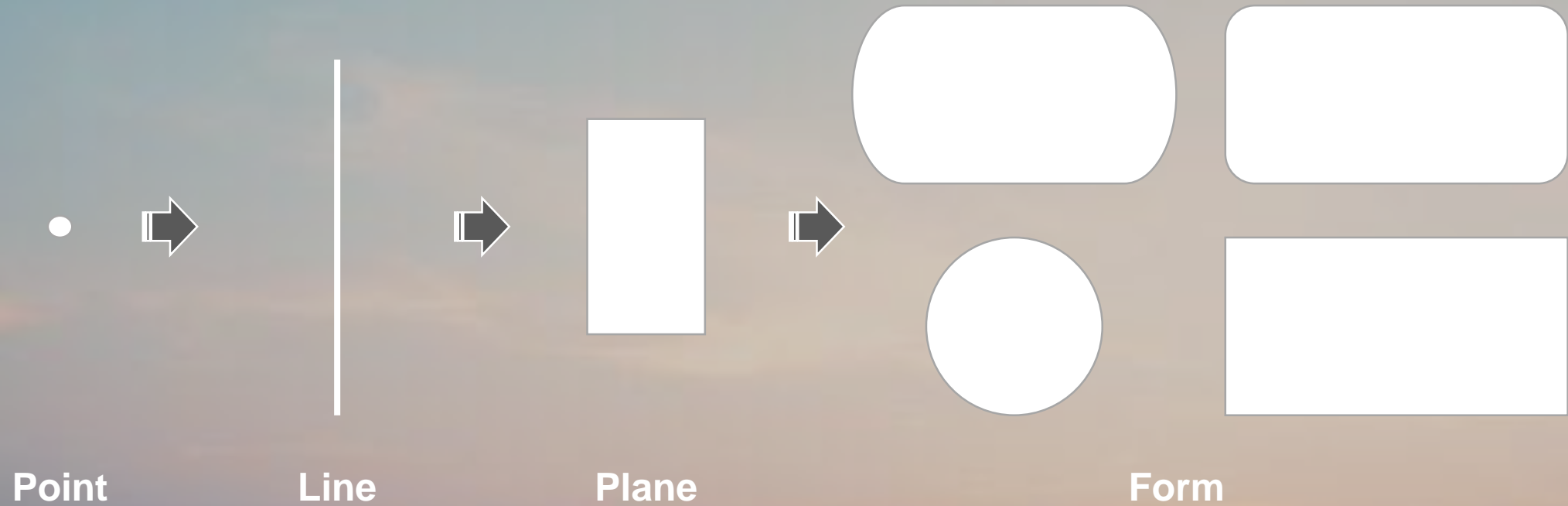
A revolutionary advancement of illumination

**Soft and
Soothing light**

Fabric Luminaires are the pinnacle of form in illumination.
Delivering unique shapes, increased scale, a range of color temperatures,
and textile surfaces to create an experience that is more than the sum of its parts.

Visual Influence Immersive Experience

A revolutionary advancement of illumination



**LARGE AREA
COVERAGE**

**SOOTHING
LIGHT**

**IMMERSIVE
EXPERIENCE**

SKYSCALE

One light, One ceiling

SKYSCALE

One Light, One Ceiling



Cohesive Space

Uncluttered vision

Visual treat

Illuminated ceilings

Large area
illumination
without
hassle

SKYSCALE
One Light, One Ceiling

“Immersive
illumination
isn't
measured,
it's an
experience

SKYSCALE

One Light, One Ceiling



“ Fabricated Luminaires:

a simple, out-of-the-box way to incorporate the unique look and feel of a stretch fabric ceiling into your space. Large-scale luminaires bring the feeling of the outdoors inside by creating artificial skylights in a grid ceiling or filling an open concept space with canopies of light.

SKYSCALE
One Light, One Ceiling



Specialty Illumination solutions:

to fully emulate the outdoor experience, scale becomes the key factor. For large area luminous ceilings, Skyscale offers illumination solutions that is assembled on-site by trained installers to create immersive environments on a scale worthy of nature.

SKYSCALE

One Light, One Ceiling


Skyscale fabricated luminaire delivers even illumination from edge to edge



Replicates natural light




High level of illumination



Tailored to the human experience



More comfortable than bright points and lines of light



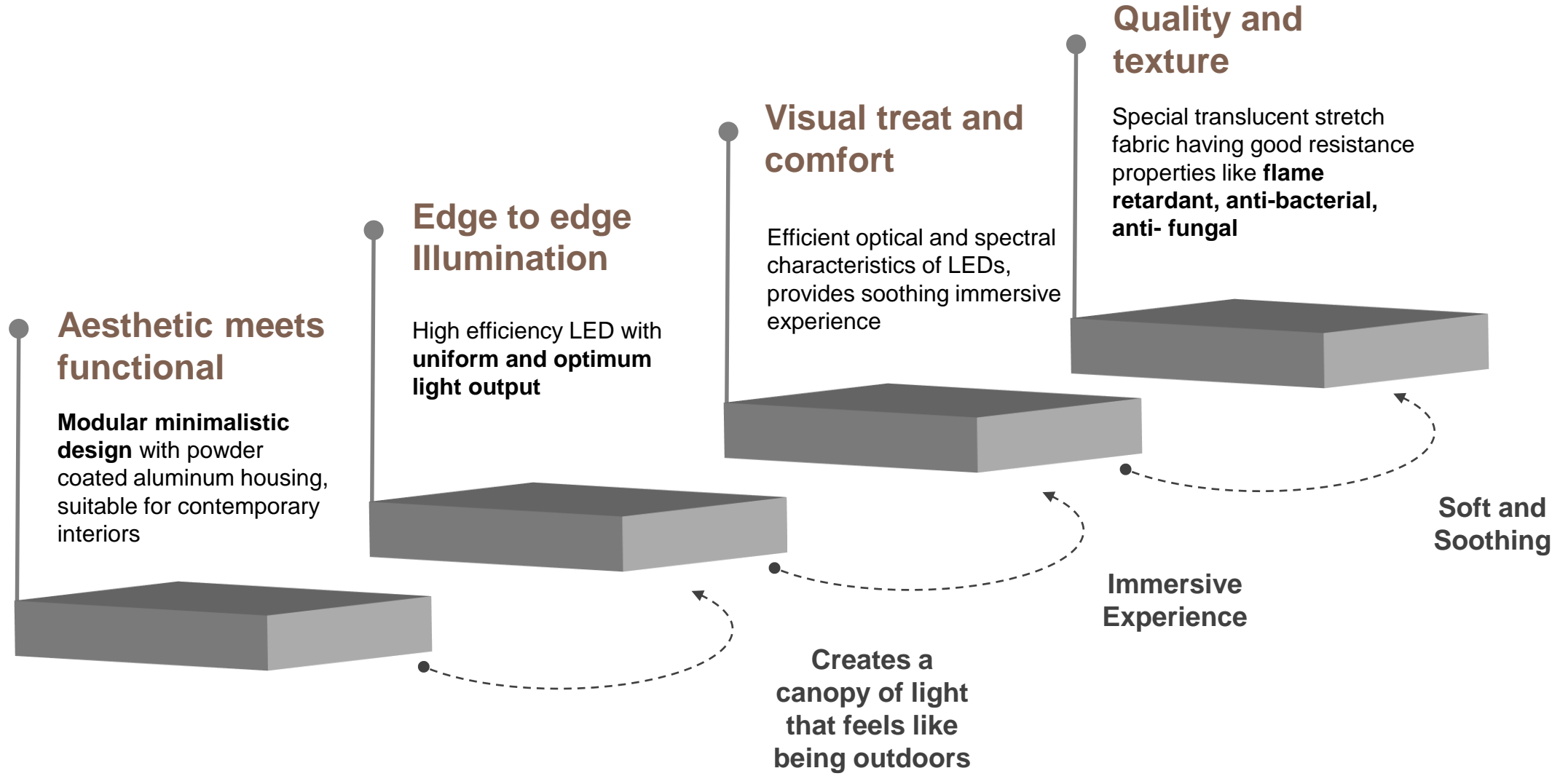
SKYSCALE

One Light, One Ceiling



SKYSCALE

One Light, One Ceiling



SKYSCALE

One Light, One Ceiling



Immersive Illumination

Delivers a surprising amount of light without visual discomfort.



Infinity Edge

A knife-edge optical finish that ensures even illumination from edge to edge.



No Special Site Requirements

Knitted fabric is easily stretched and held in place without need to remove equipment or isolate the space.



First Time Right Install

Unlike hot stretched materials that are made to an exact size, knitted fabric allows for some site tolerance and adjustment.

SKYSCALE

One Light, One Ceiling



Adaptable

Choice of flux, CCT, and trim finish available



Size and Speed

Easily assembled on-site by trained installers to quickly create canopies of light that replicate the scale of nature.

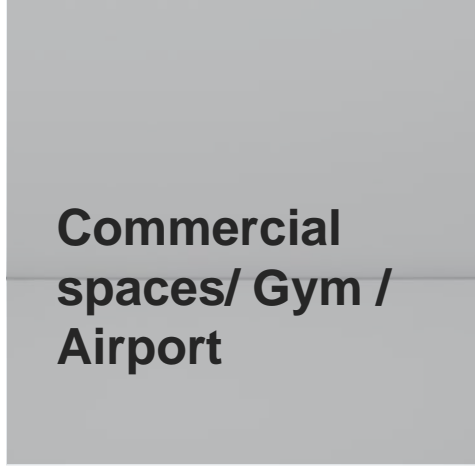


Low Profile

Add large scale illumination with minimal visual intrusion



**Art Gallery/
Museum**



**Commercial
spaces/ Gym /
Airport**



**Hospital/
Healthcare**

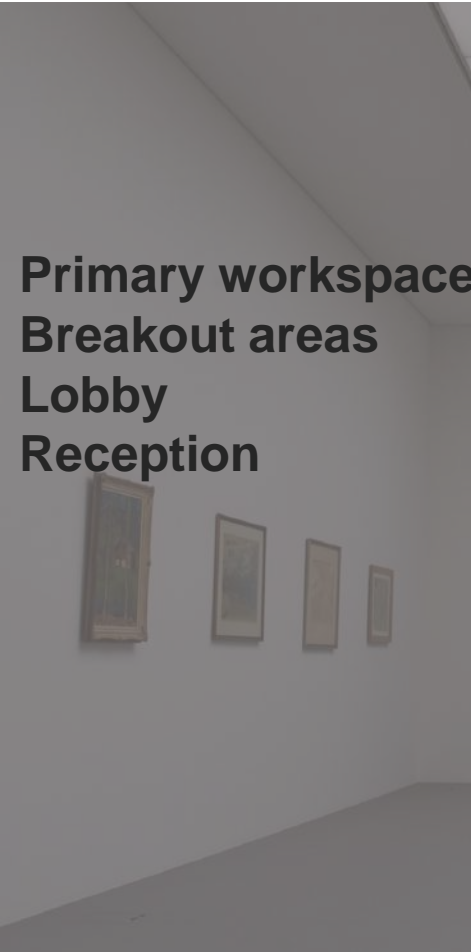
SKYSCALE

**One Light,
One Ceiling**

for all applications



From co-working spaces and retail applications to public spaces and healthcare facilities, high quality illumination is essential for success.




**Primary workspace
Breakout areas
Lobby
Reception**




SKYSCALE

One Light, One Ceiling



SKYSCALE

One Light, One Ceiling



SKYSCALE

One Light, One Ceiling



SKYSCALE

One Light, One Ceiling



SKYSCALE


One Light, One Ceiling



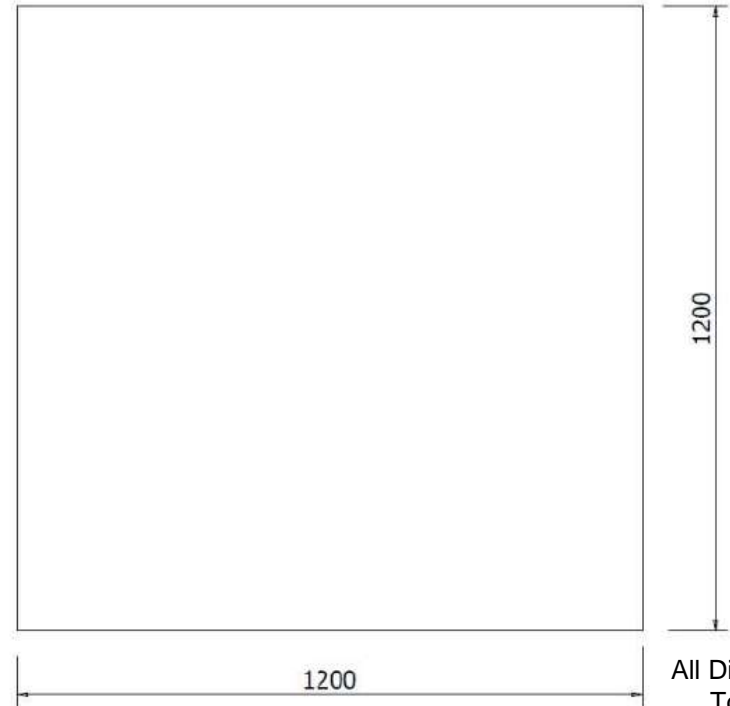
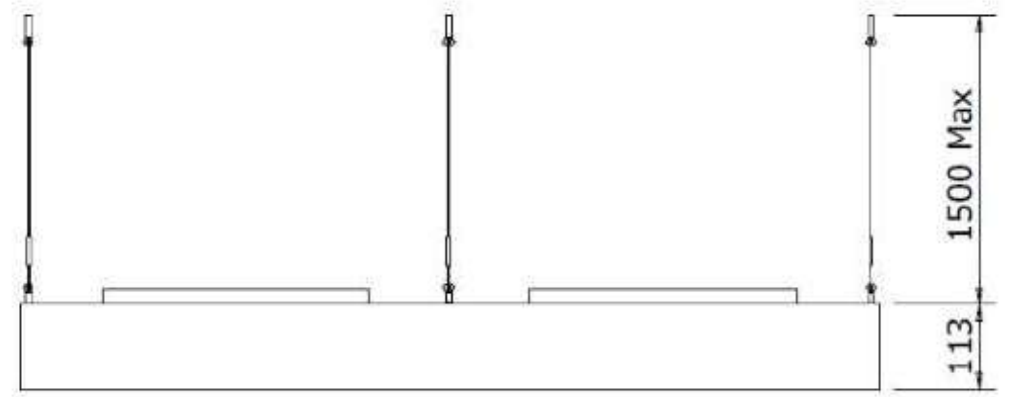
Specifications

- Housing made up of aluminum white/ black powder coated finish
- Modular design ,flexibility in size and no visible hardware on external surface
- Special translucent stretch fabric having good resistance properties -flame retardant, anti-bacterial, anti Fungal and anti-Static, impermeable to water and steam
- High efficacy LEDs for uniform and optimum light output , Soft and Soothing experience





Dimensions



All Dimensions are in mm,
Tolerance +/- 3 mm

Wipro Lighting

Catalogue reference no:

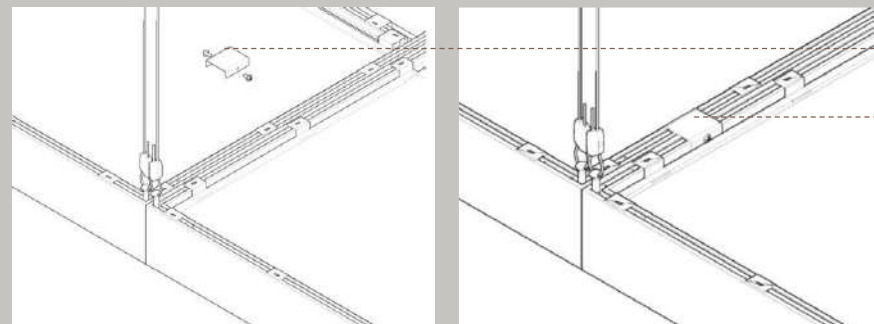
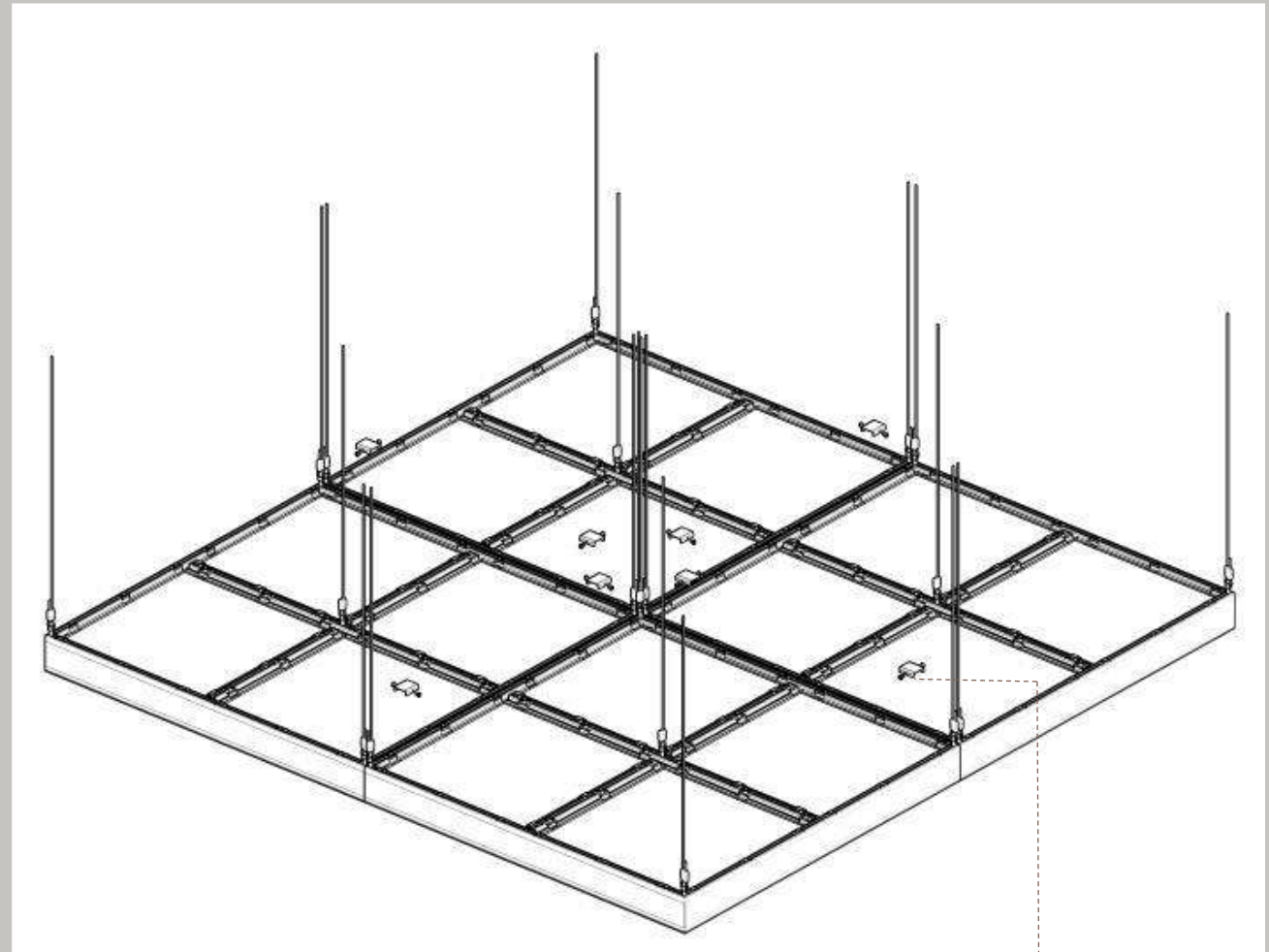
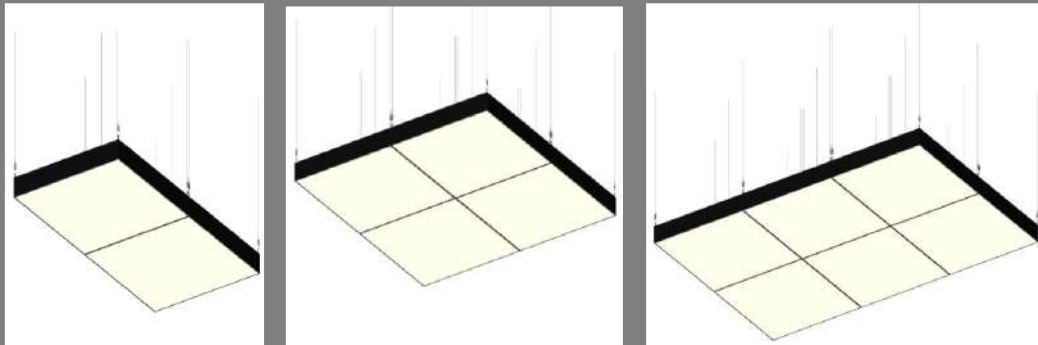
Catalogue reference no	Wattage (W)	Related Voltage (A)	Main Current (A)	Case Lot (Nos.)	Main Current (A)	Weight (Kg)
LM98-801-XXX-57-WH	80	240	0.35	1	0.35	16.5
LM98-801-XXX-57-BL	80	240	0.35	1	0.35	16.5
LM98-801-XXX-40-WH	80	240	0.35	1	0.35	16.5
LM98-801-XXX-40-BL	80	240	0.35	1	0.35	16.5



SKYSCALE

One Light, One Ceiling

- Cluster formation using standard module
- Flexibility of customizing size based on requirement
- 03 jointers will be supplied along with each module
- 5 no's of suspension wires and 03 no's of Jointers will be packed and supplied along with product



Modular
Cluster
formation
using
jointers

SKYSCALE
One Light,
One Ceiling

