






















arcus



Premium outdoor
architectural
lighting range

IoLTM
Internet of Lighting
Smart Facades










Wipro Lighting

Linear Wall Washers	 	• 04
Linear Light Bar	  	• 06
Flexi Strip Light		• 07
Inground Light	 	• 10
Under Water Light		• 11
Step Light	 	• 12
Wall Light	 	• 13
Flood Light	  	• 14
Flood Light (Mini)	 	• 08
Flood Light (Mega)	  	• 16



a monument by day
a masterpiece by night

**Icons used in the Index column are representative of different lighting applications*

 Accent Lighting	 Wall Washer	 Contour Lighting
 Column Lighting	 Monument	 Facade Lighting
 Under Water	 Step Lighting	 Entrance Areas



As the sun sets and night falls, a professional outdoor lighting design can create dramatic effects with lighting buildings and structures. An ideal lighting solution addressing the functional requirements and at the same time, highlighting aesthetics of the surroundings, can enlighten the spirits of the outdoor and make it surreal.

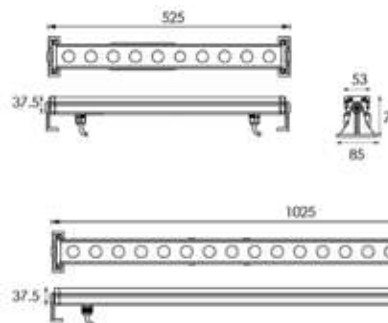
With the advent of latest technologies in lighting, lighting is much beyond mere illumination. Coloured

beams and patterns bring in a strong element of grandeur in facades and structures.

With a view to expand outdoor usability and beauty, enhance architectural focal points, improve safety and security, and increase property value, Wipro introduces **Arcus** - Premium Outdoor Architectural Lighting Solutions for contour, accent and facade lighting applications.



IP66 ARCUS LINEAR WALL WASHER



Technical Specifications:

- Constructed from extruded aluminium powder coating
- Tempered glass, optical lenses
- High power high lumen output LED
- Dust-tight and jet-proof IP66
- Silicon sealed glass and housing
- Glare free light distribution

Applications:

Accent Lighting



Wall Washer



Installation:

Designed for installation with clamp

Standard Solution

Catalogue No.	LED Wattage	Voltage	Beam Angle	CCT*	Driver Code*
LF01-181-015-30-05	20W	24V DC	15°	3000K	LPV-35-24
LF01-181-030-30-05	20W	24V DC	30°	3000K	LPV-35-24
LF01-361-015-30-10	40W	24V DC	15°	3000K	LPV-60-24
LF01-361-030-30-10	40W	24V DC	30°	3000K	LPV-60-24

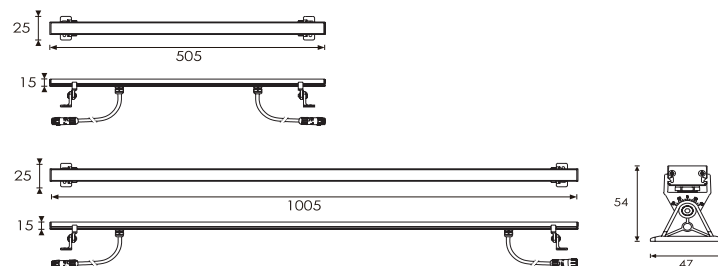
*Driver to be ordered separately; Replace 30 with 60 in the above Catalogue Nos. for 6000K CCT.
For eg., in LF01-181-015-30-05, in place of 30 use 60 for 6000K CCT

Colour Changing Solution

Catalogue No.	LED Wattage	Voltage	Beam Angle	CCT	Driver Code*
LF01-181-015-CC-05	20W	24V DC	15°	RGB	LPV-35-24
LF01-181-030-CC-05	20W	24V DC	30°	RGB	LPV-35-24
LF01-361-015-CC-10	40W	24V DC	15°	RGB	LPV-60-24
LF01-361-030-CC-10	40W	24V DC	30°	RGB	LPV-60-24

*Driver and DMX controller to be ordered separately. DMX controller codes are provided in accessories section page no.18
Colour changing luminaires have to be with DMX controller


IP66 ARCUS LINEAR LIGHT BAR





Technical Specifications:

- Constructed from extruded aluminium powder coating
- High power high lumen output LED
- Dust-tight and jet-proof IP66 construction
- Glare free light distribution

Applications:

Accent Lighting 

Wall Washer 

Contour Lighting 

Installation:

Designed for installation with clamp.

Catalogue No.	LED Wattage	Voltage	Beam Angle	CCT	Driver Code*
LF03-601-XXX-30-05	9W	24V DC	120°	3000K	LPV-35-24
LF03-601-XXX-60-05	9W	24V DC	120°	6000K	LPV-35-24
LF03-121-XXX-30-10	17W	24V DC	120°	3000K	LPV-35-24
LF03-121-XXX-60-10	17W	24V DC	120°	6000K	LPV-35-24


*Driver to be ordered separately



IP68 ARCUS FLEXI STRIP LIGHT



Images shown in LED strip is indicative



Technical Specifications:

- Flexible frosted encapsulated IP68 protected
- LED light lines with cross section 10 X 10mm
- Homogeneous and dot free illumination
- High efficiency, long life LEDs
- UV protected

Applications:

Contour Lighting



Installation:

Need to install inside C Aluminium channel.

Standard Solution

Catalogue No.	LED Wattage	Length	Beam Angle	CCT	Driver Code*
LS27-005-120-WW-50	10W / Mtr	4m spool	120°	3000K	LPV-60-24

*Driver to be ordered separately.

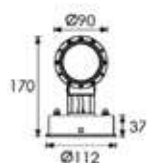
Colour Changing Solution

Catalogue No.	LED Wattage	Length	Beam Angle	CCT	Driver Code*
LS27-005-120-CC-50	10W / Mtr	4m spool	120°	RGB	LPV-60-24

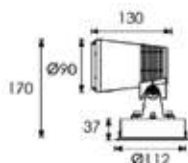
*Driver and DMX controller to be ordered separately. DMX controller codes are provided in accessories section page no.18
Colour changing luminaires have to be with DMX controller



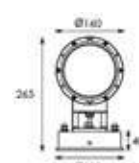
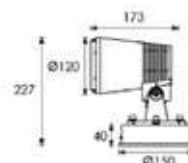
IP66 ARCUS FLOOD LIGHT - MINI



12W



20W



40W

Technical Specifications:

- Aluminium die-cast housing (powder coated)
- High efficiency, long life LEDs
- Glare-free light distribution
- High purity lenses for superior performance
- Silicon gaskets for IP66 protection

Applications:

Accent Lighting

Facade Lighting

Installation:

Designed to install directly on the ground with the help of screws.

Standard Solution

Catalogue No.	LED Wattage	Voltage	Beam Angle	CCT	Driver Code*
LF04-181-030-30-XX	12W	24V DC	30°	3000K	LPV-35-24
LF04-251-030-30-XX	20W	24V DC	30°	3000K	LPV-35-24
LF04-501-030-30-XX	40W	24V DC	30°	3000K	LPV-60-24

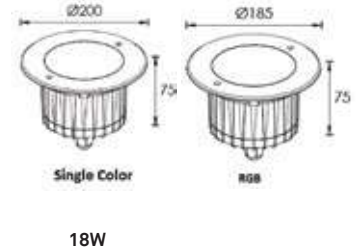
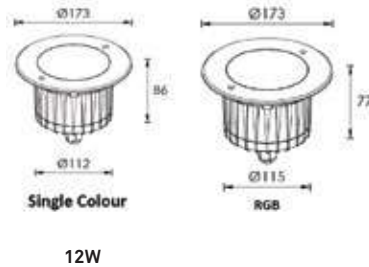
*Driver to be ordered separately; Replace 30 with 60 in the above Catalogue Nos. for 6000K CCT.
For eg., in LF04-181-030-30-XX, in place of 30 use 60 for 6000K CCT

Colour Changing Solution

Catalogue No.	LED Wattage	Voltage	Beam Angle	CCT	Driver Code*
LF04-181-030-CC-XX	12W	24V DC	30°	RGB	LPV-35-24
LF04-251-030-CC-XX	20W	24V DC	30°	RGB	LPV-35-24
LF04-501-030-CC-XX	40W	24V DC	30°	RGB	LPV-60-24

*Driver and DMX controller to be ordered separately. DMX controller codes are provided in accessories section page no.18
Colour changing luminaires have to be with DMX controller

IP67 ARCUS INGROUND LIGHT



Technical Specifications:

- Aluminium die-cast housing (powder coated)
- High efficiency, long life LEDs
- Glare-free light distribution
- High purity lenses for superior performance
- Tempered frosted step glass

Applications:

Column Lighting



Wall Washer



Installation:

Designed for installation by recessing into the ground.

Standard Solution

Catalogue No.	LED Wattage	Voltage	Beam Angle	CCT	Driver Code*
LI20-600-030-30-XX	6W	24V DC	30°	3000K	LPV-35-24
LI20-111-030-30-XX	12W	24V DC	30°	3000K	LPV-35-24
LI20-231-030-30-XX	18W	24V DC	30°	3000K	LPV-35-24

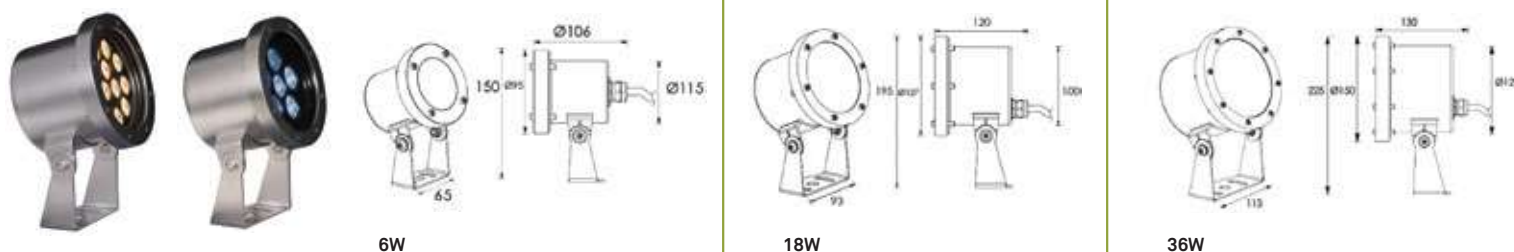
*Driver to be ordered separately; Replace 30 with 60 in the above Catalogue Nos. for 6000K CCT.
For eg., in LI20-600-030-30-XX, in place of 30 use 60 for 6000K CCT

Colour Changing Solution

Catalogue No.	LED Wattage	Voltage	Beam Angle	CCT	Driver Code*
LI20-600-030-CC-XX	6W	24V DC	30°	RGB	LPV-35-24
LI20-111-030-CC-XX	12W	24V DC	30°	RGB	LPV-35-24
LI20-231-030-CC-XX	18W	24V DC	30°	RGB	LPV-35-24

*Driver and DMX controller to be ordered separately. DMX controller codes are provided in accessories section page no. 18
Colour changing luminaires have to be with DMX controller

IP68 ARCUS UNDER WATER LIGHT



Technical Specifications:

- Hard chrome plated molding stainless steel (powder coated)
- High efficiency, long life LEDs
- Silicon-sealed glass and housing
- Must be installed under the water to prevent the light from burning up because of overheating
- IP68 luminaire
- High purity lenses for superior performance

Applications:

Under Water Lighting

Installation:

Mounting arrangement suitable for mounting with screws.

Standard Solution

Catalogue No.	LED Wattage	Voltage	Beam Angle	CCT	Driver Code*
LU03-950-030-30-XX	6W	24V DC	30°	3000K	LPV-35-24
LU03-211-030-30-XX	18W	24V DC	30°	3000K	LPV-35-24
LU03-371-030-30-XX	36W	24V DC	30°	3000K	LPV-60-24

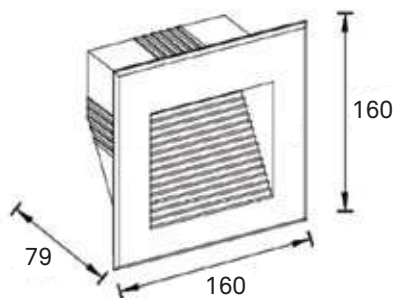
*Driver to be ordered separately; Replace 30 with 60 in the above Catalogue Nos. for 6000K CCT.
For eg., in LU03-950-030-30-XX, in place of 30 use 60 for 6000K CCT

Colour Changing Solution

Catalogue No.	LED Wattage	Voltage	Beam Angle	CCT	Driver Code*
LU03-950-030-CC-XX	9W	24V DC	30°	RGB	LPV-35-24
LU03-211-030-CC-XX	18W	24V DC	30°	RGB	LPV-35-24
LU03-371-030-CC-XX	30W	24V DC	30°	RGB	LPV-35-24

*Driver and DMX controller to be ordered separately. DMX controller codes are provided in accessories section page no.18
Colour changing luminaires have to be with DMX controller

IP65 ARCUS STEP LIGHT



Technical Specifications:

- Constructed from extruded aluminium powder coating
- High power high lumen output LED
- Compact, robust, non-corrosive aluminium body
- Dust tight
- Effective thermal management using aluminium casting

Applications:

Step Lighting



Entrance Areas



Installation:

Designed for Installation with back box on wall surface

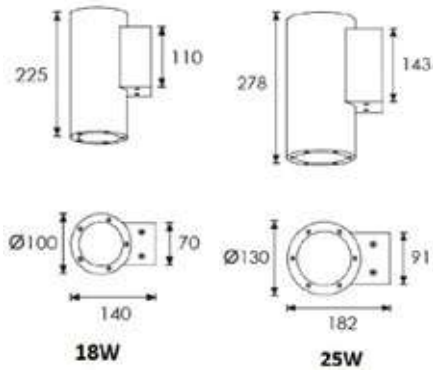
Catalogue No.	Wattage	Voltage	CCT
LT50-050-XXX-30-XX	2.5W	240V AC	3000K
LT50-050-XXX-60-XX	2.5W	240V AC	6000K



IP65 ARCUS WALL LIGHT



LW31/32

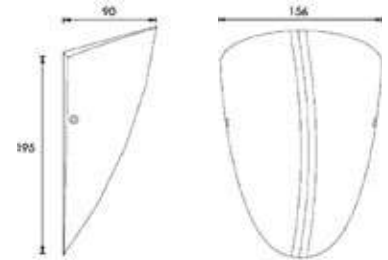


18W

25W



LW33



Technical Specifications:

- Constructed from extruded die-cast aluminium
- Clear safety glass
- High power high lumen output LED
- Specially designed optical reflector
- Dust-tight and jet-proof
- Effective thermal management using aluminium casting
- Constant current driver integrated

Applications:

Accent Lighting



Entrance Areas




Installation:

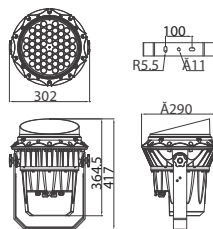
Designed for installation on wall surface with screws provided on the luminaire.

Catalogue No.	LED Wattage	Voltage	Beam Angle	CCT
LW31-211-022-30-XX	18W	240V AC	22°	3000K
LW31-211-022-60-XX	18W	240V AC	22°	6000K
LW32-321-022-30-XX	24W	240V AC	22°	3000K
LW32-321-022-60-XX	24W	240V AC	22°	6000K
LW33-101-025-30-XX	12W	240V AC	25°	3000K

LW31 - downlight, LW32 - both up and down light .



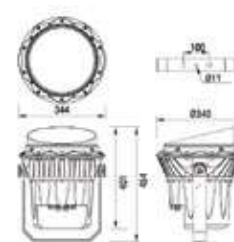
IP66 ARCUS FLOOD LIGHT



58W



85W




113W


Technical Specifications:

- Aluminium die-cast housing (powder coated)
- High efficiency, long life LEDs
- Glare-free light distribution
- High purity lenses for superior performance
- Silicon gaskets for IP66 protection

Applications:

Facade Lighting 

Monument Lighting 

Column Lighting 

Installation:

External cradle adjustable mounting arrangement suitable for mounting with screws

Standard Solution

Catalogue No.	LED Wattage	Voltage	Beam Angle	CCT	Driver Code*
LF27-601-040-30-XX	58W	48V DC	40°	3000K	ELG-75-48
LF27-901-040-30-XX	85W	48V DC	40°	3000K	ELG-100-48
LF27-122-040-30-XX	113W	48V DC	40°	3000K	ELG-150-48

*Driver to be ordered separately; Replace 30 with 60 in the above Catalogue Nos. for 6000K CCT.
For eg., in LF27-601-040-30-XX, in place of 30 use 60 for 6000K CCT

Colour Changing Solution

Catalogue No.	LED Wattage	Voltage	Beam Angle	CCT	Driver Code*
LF27-601-040-CC-XX	58W	48V DC	40°	RGB	ELG-75-48
LF27-901-040-CC-XX	85W	48V DC	40°	RGB	ELG-100-48
LF27-122-040-CC-XX	113W	48V DC	40°	RGB	ELG-150-48

*Driver and DMX controller to be ordered separately. DMX controller codes are provided in accessories section page no.18
Colour changing luminaires have to be with DMX controller



IP66 ARCUS LED FLOOD LIGHT - MEGA



158W



286W



580W

Technical Specifications:

- Aluminium die-cast housing (powder coated)
- High efficiency, long life LEDs
- Glare-free light distribution
- High purity lenses for superior performance
- Silicon gaskets for IP66 protection

Applications:

Facade Lighting 

Monument Lighting 

Column Lighting 

Installation:

External cradle adjustable mounting arrangement suitable for mounting with screws

Standard Solution

Catalogue No.	LED Wattage	Voltage	Beam Angle	CCT	Driver Code*
LF28-142-040-30-XX	158W	48V DC	40°	3000K	ELG-150-48
LF28-242-040-30-XX	286W	48V DC	40°	3000K	ELG-240-48(2nos)
LF28-482-040-30-XX	580W	48V DC	40°	3000K	ELG-240-48(4nos)

*Order driver separately available in 6500 K CCT options

Colour Changing Solution

Catalogue No.	LED Wattage	Voltage	Beam Angle	CCT	Driver Code*
LF28-142-040-CC-XX	158W	48V DC	40°	RGB	ELG-150-48
LF28-242-040-CC-XX	286W	48V DC	40°	RGB	ELG-240-48(2nos)
LF28-482-040-CC-XX	580W	48V DC	40°	RGB	ELG-240-48(4nos)

*Driver and DMX controller to be ordered separately. DMX controller codes are provided in accessories section page no.18
Colour changing luminaires have to be with DMX controller

DMX CONTROLLER AND ACCESSORIES



IP67 Plug-socket connector (one pair)

Catalogue No.	Description
C-T-2C-IP67	Plug-socket connector(one pair) T Connector for H05RN-F2Cx1mm2
C-T-4C-IP67	IP67 Plug-socket connector(one pair) T Connector for H07RN-F4Cx0.75mm2

*This T connector is to be used when multiple luminaires are to be controlled with Single Driver
C-T-2C-IP67 - 2 core T connector for Mono colour luminaire. C-T-4C-IP67 - 4 core T connector for RGB luminaire.*



IP67 Plug-socket connector

Catalogue No.	Description
C-S-2C-IP67	IP67 Plug-socket connector(one pair) S Connector for H05RN-F2Cx1mm2
C-S-4C-IP67	IP67 Plug-socket connector(one pair) C Connector for H07RN-F4Cx0.75mm2

*This Straight connector is to be used when multiple luminaires are to be controlled with Single Driver
C-S-2C-IP67 - 2 core S connector for Mono colour luminaire. C-S-4C-IP67 - 4 core S connector for RGB luminaire.*

Drivers



Catalogue No.	Output Wattage	Output Voltage
LPV-35-24	35W	24V DC
LPV-60-24	60W	24V DC
LPV-100-24	100W	24V DC
LPV-150-24	150W	24V DC
ELG-75-24/48	75W	24V DC / 48V DC
ELG-100-24/48	100W	24V DC / 48V DC
ELG-150-24/48	150W	24V DC / 48V DC
ELG-200-24/48	200W	24V DC / 48V DC
ELG-240-24/48	240W	24V DC / 48V DC

DMX CONTROLLER DETAILS



DMX Controller

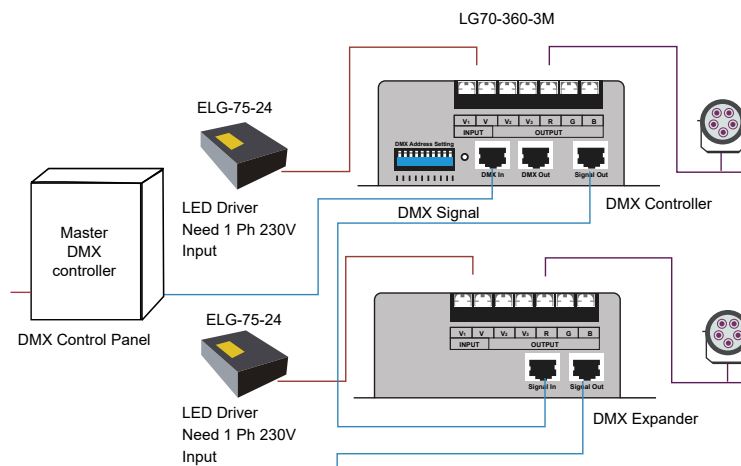
Catalogue No.	Description
LG70-360-3M-24/ 48V	3-Channel Main Controller 24/ 48VDC input/output, max. 360W(24/ 48V)
LG70-360-3E-24/ 48V	3-Channel Expander 24/ 48VDC input/output, max. 360W(24/ 48V)

All colour-changing luminaires require DMX controller. DMX controller to be ordered along with the luminaire.
 LG70-360-3E - This is an expander which is to be used to repeat the same sequence and programming done by The main DMX controller.

Specifications:

- System control is possible with remote control in 5m radius.
- Synchronous colour conversion program can convert 15 kinds of programs
- By remote control, colour designation, conversion speed, brightness can be easily changed.
- Ideal for connection of 4C cable (V + RGB) or 5C cable (V + V - RGB)
- System can be expanded indefinitely with RJ45 cable
- Synchronized color conversion program + DMX program integration enables large system construction
- Under the DMX program, each controller has a single IP address
- Input and output the DMX signal using the RJ45 port
- Set DMX address

DMX Controller Wiring Diagram



WIPRO LIGHTING LEDEGE

Get the Edge with LED Lighting Solutions for outdoors through:

- Eco-sustainability, Design & Innovation, Green technology and Efficient lighting solutions
- Capability to service multi-locational accounts
- Service Commitment - 19 branches and over 350 dedicated stockists
- Ease of contact through website
- Trustworthiness and reliability of Wipro

New Delhi: 011-4170 8121/29, **Mumbai:** 022-6218 2000, **Chennai:** 95660 86333, **Bangalore:** 080-4150 3260,
Kolkata: 033-4404 5886/87, **Pune:** 020-2553 5081, **Hyderabad:** 040-2717 6082, **Chandigarh:** 0172-2661 355/5018 734,
Jaipur: 0141-2280 014/4910 879, **Lucknow:** 0522-2434 352, **Baroda:** 0265-2395 830/35/36/41/45,
Ahmedabad: 079-4007 3546, **Indore (MP):** 98279 99668, **Raipur (CG):** 0771-3265 725, **Bhubaneshwar:** 0674-6450 804,
Coimbatore: 98947 95836, **Nagpur:** 0712-2569 878, **Vishakhapatnam:** 96769 08080, **Cochin:** 98957 08464.

Business Office

Wipro Lighting, 5th floor, Godrej Eternia - C, old Pune-Mumbai highway, Shivajinagar, Pune 411 005. India.
(T) 020-66098700, (F) 020-66098777 helpdesk.lighting@wipro.com

Registered Office

Wipro Enterprises (P) Limited
'C' Block, CCLG Division, Doddakannelli, Sarjapur Road, Bangalore - 560035, India.

Innovation and improvement are a way of life at Wipro.

All rights reserved. Reproduction of this data in part or in whole without permission is prohibited. Care has been taken to ensure that the information content within is correct. We reserve the right to modify the product without prior intimation.

Imitation of Registered Designs is a punishable offence.

Installation photos shown in the catalogue are indicative of the effect which the Arcus range of products can create.

Installations shown might not have used exactly the same products as mentioned in the catalogue

www.wiprolighting.com

Toll-free no: 1800-425-1969

Follow us on    



innovation |
indoor & outdoor lighting solutions | design®