



Imagination
needs
illumination



AXEON LED
Linear Lighting Solutions

Linear. Versatile. Contemporary.

Today, minds that generate great ideas are nestled in the comfort of modern offices. Our AXEON range of linear lighting solutions is thoughtfully designed to elegantly light up any workspace.

This range is an architect's delight and can reinvent any space by adding a touch of sophistication and seamlessly blending in with the interiors of your choice. With multiple products catering to every lighting need, the AXEON LED range is created to illuminate contemporary workspaces.





Looks good, does good.

The AXEON LED range comes with a host of benefits, that make it the perfect addition to modernise any office.

Benefits




Faster Installation

'Claw' shaped clamps with adjustable suspension bring in stability to the product with ease in horizontal and vertical product installation.



High savings

Excellent luminaire design along with low power consumption, contributes to 50% energy savings.



Easy Maintenance

Ease in accessibility helps in quicker maintenance without disturbing the product installation and linear alignment.



Uniform light distribution

The special High Efficiency Translucent (HET) diffuser provides wide and uniform light distribution, with the option of opting for Up-down lighting.



Superior Aesthetics

Superior aesthetics with excellent engineering for contemporary interiors.



End to end connectivity

Extruded aluminium housing with straight connector ensures seamless end-to-end connectivity without any light leakage.

Applications



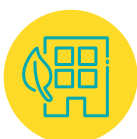
BANKS



OFFICES



CONFERENCES



GREEN BUILDINGS



HOTELS

AXEON DROP DOWN

With volumetric lighting, the Drop Down is built for spaces that thrive on efficiency.

Specifications

- Neat product look with drop down diffused light
- White powder coated finish extruded aluminium housing
- Special translucent satin finish color LED PMMA diffuser
- Low power, high efficacy long life LEDs
- Excellent heat dissipation through direct contact
- LED driver duly wired up to terminal block
- Luminaires are suitable for stand-alone and continuous installation
- Provision for loop in loop out for ease of wiring
- Conforms to IS 10322 part 5/ Sec 1 2012

Accessories

- In-built electronic LED driver
- Complete with LEDs and drivers pre-wired up to terminal block to connect incoming power
- 3 way 10Amps GFP mains connector

Installation

- Suitable for suspended and surface mounted application
- LMX 341 suitable for installation on RCC ceiling
- LMX 342 suitable for installation on modular grid Prelude 24mm ceiling system
- LMX 343 suitable for installation on modular grid Silhouette 15mm ceiling system

Product Dimensions

Cat. No.	Dim A	Mtg. dim B
LM 34-501-XXX-57DD	1180	1120
LM 34-501-XXX-57DD	2355	2300
LM 34-251XXX_57DDCT	1180	1120
LM 34-501XXX-57DDCT	2355	2300

All dimensions are in mm. Tolerance +/- 2mm

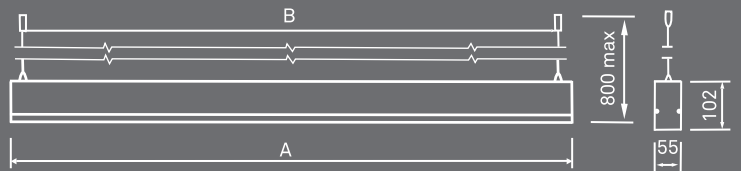
Electrical Data

Cat. No	Length	System Wattage (W)	Rated Voltage (V)	Mains Current (A)	Approx Weight (Kg)	Case Lot (in nos)
LM34-251-XXX-57-DD	4 ft	20	240	0.092	4.5	1
LM34-251XXX-57DDCT	4 ft	20	240	0.092	4.5	1
LM34-501-XXX-57-DD	8 ft	40	240	0.185	9.0	1
LM34-501XXX-57DDCT	8 ft	40	240	0.185	9.0	1

LED is an ever improving and evolving technology. Wipro is committed to bring you the best in LED technology. Data given is representative and can change. *57 represents 5700K. Replace 57 with 40 for 4000K. Please order suspension separately. Order product code with CT for end-to-end installation.



Dimension Drawings




AXEON DOWN

Down lighting provides focus in areas that need illumination.

Specifications

- White powder coated finish extruded aluminium housing
- Special translucent satin finish colourLED PMMA diffuser
- Downward light distribution
- Low power, high efficacy long life LEDs
- Excellent heat dissipation through direct contact
- LED driver duly wired up to terminal block
- Luminaires are suitable for stand alone and continuous row installation
- Provision for loop in loop out for ease of wiring
- Conforms to IS 10322 part 5/ Sec 1 1987
- Modules are suitable for 90° and 120° connectivity with linear product
- 2ft, 3ft, 4ft, 6ft and 8ft length options available

For more information, please get in touch with us at helpdesk.lighting@wipro.com



Accessories

- In-built electronic LED driver
- Complete with LEDs and drivers pre-wired up to terminal block to connect in coming power
- 3 way 10Amps GFP mains connector

Installation

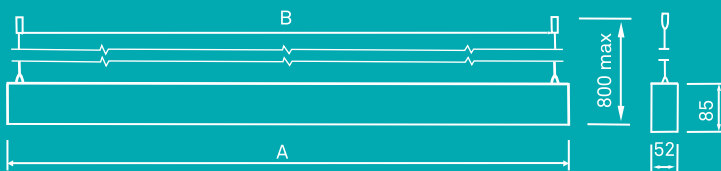
- Suspension system with quick onsite adjustment
- LMX 341 suitable for installation on RCC ceiling
- LMX 342 suitable for installation on modular grid prelude 24 mm ceiling system
- LMX 343 suitable for installation on modular grid Silhouette 15 mm ceiling system

Product Dimensions

Cat. No.	Dim A	Mtg. dim B
LM34-251-XXX-57-XX/CT	1180	1120
LM34-501-XXX-57-XX/CT	2355	2300
LM34-401-XXX-57-XX/CT	1180	1120
LM34-801-XXX-57-XX/CT	2355	2300

All dimensions are in mm. Tolerance +/- 2mm

Dimension Drawings



Electrical Data

Cat. No.	Length	System Wattage (W)	Rated Voltage (V)	Mains Current (A)	Approx Weight (Kg)	Case Lot (in nos)
LM34-251-XXX-57-XX	4 ft	20	240	0.1	3.5	1
LM34-251-XXX-57-CT	4 ft	20	240	0.1	3.5	1
LM34-501-XXX-57-XX	8 ft	40	240	0.2	7.0	1
LM34-501-XXX-57-CT	8 ft	40	240	0.2	7.0	1

LED is an ever improving and evolving technology. Wipro is committed to bring you the best in LED technology. Data given is representative and can change. *57 represents 5700K. Replace 57 with 40 for 4000K. Please order suspension separately. Order product code with CT for end-to-end installation.

AXEON UP DOWN

Up-down lighting ensures that there are no dark spaces, casting light into every corner.

Also available in 8 ft

33% Up

66% Down

Specifications

- White powder coated finish extruded aluminium housing
- Special translucent satin finish color LED PMMA diffuser
- Low power, high efficacy long life LEDs
- Excellent heat dissipation through direct contact
- LED driver duly wired up to terminal block
- Luminaires are suitable for stand-alone and continuous installation
- Provision for loop in loop out for ease of wiring
- Conforms to IS 10322 part 5/ Sec 1 2012
- 4ft and 8ft luminaire length options available

Accessories

- In-built electronic LED driver
- Complete with LEDs and drivers pre-wired up to terminal block to connect incoming power
- 3 way 10Amps GFP mains connector

Installation

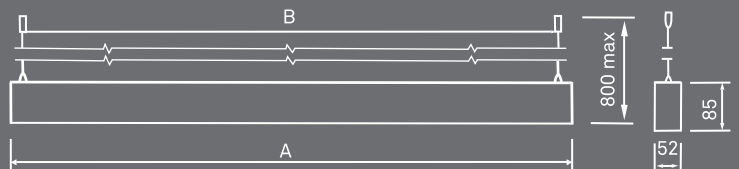
- Suspension system with quick onsite adjustment
- LMX 341 suitable for installation on RCC ceiling
- LMX 342 suitable for installation on modular grid Prelude 24mm ceiling system
- LMX 343 suitable for installation on modular grid Silhouette 15mm ceiling system

Product Dimensions

Cat. No.	Dim A	Mtg. dim B
LM34-361-XXX-57-XX/CT	1180	1120
LM34-721-XXX-57-XX/CT	2355	2300

All dimensions are in mm. Tolerance +/- 2mm

Dimension Drawings




Electrical Data

Cat. No.	Length	System Wattage (W)	Rated Voltage (V)	Mains Current (A)	Approx Weight (Kg)	Case Lot (in nos)
LM34-361-XXX-57-XX	4 ft	29	240	0.13	3.6	1
LM34-361-XXX-57-CT	4 ft	29	240	0.13	3.6	1
LM34-721-XXX-57-XX	8 ft	58	240	0.26	7.1	1
LM34-721-XXX-57-CT	8 ft	58	240	0.26	7.1	1

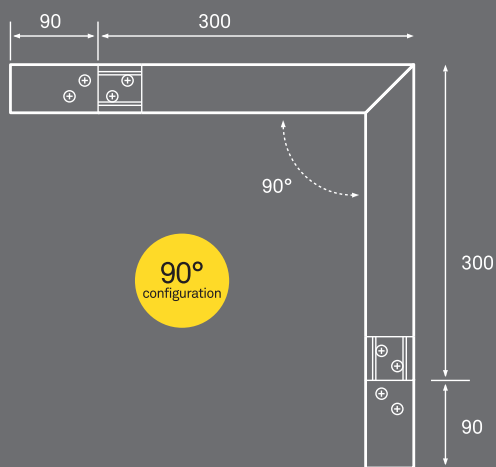
LED is an ever improving and evolving technology. Wipro is committed to bring you the best in LED technology. Data given is representative and can change. *57 represents 5700K. Replace 57 with 40 for 4000K. Please order suspension separately. Order product code with CT for end-to-end installation.

AXEON LED DOWN LIGHT CONNECTIVITY OPTIONS

90° Connectivity




Dimension Drawings

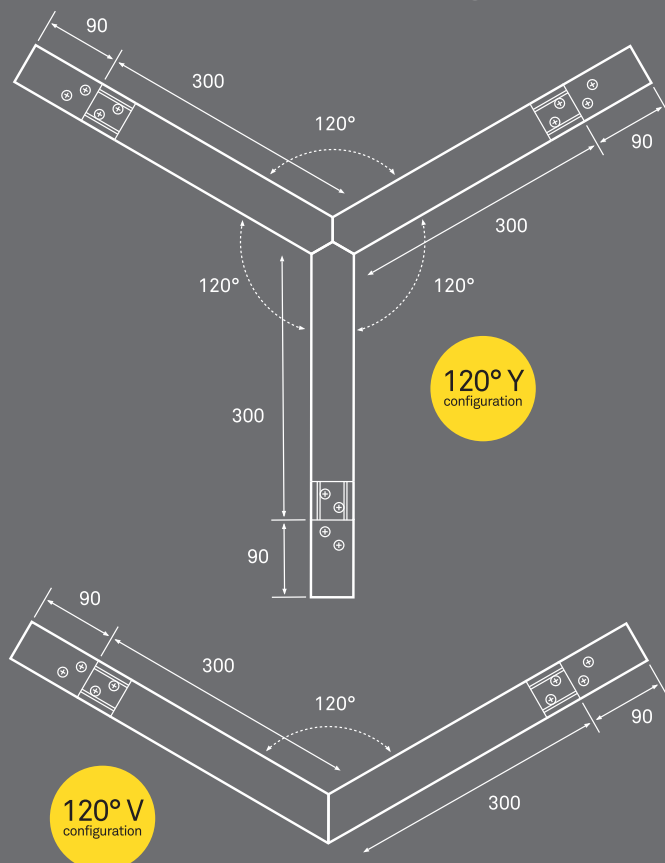


All dimensions are in mm. Tolerance +/- 2mm

120° Connectivity



Dimension Drawings

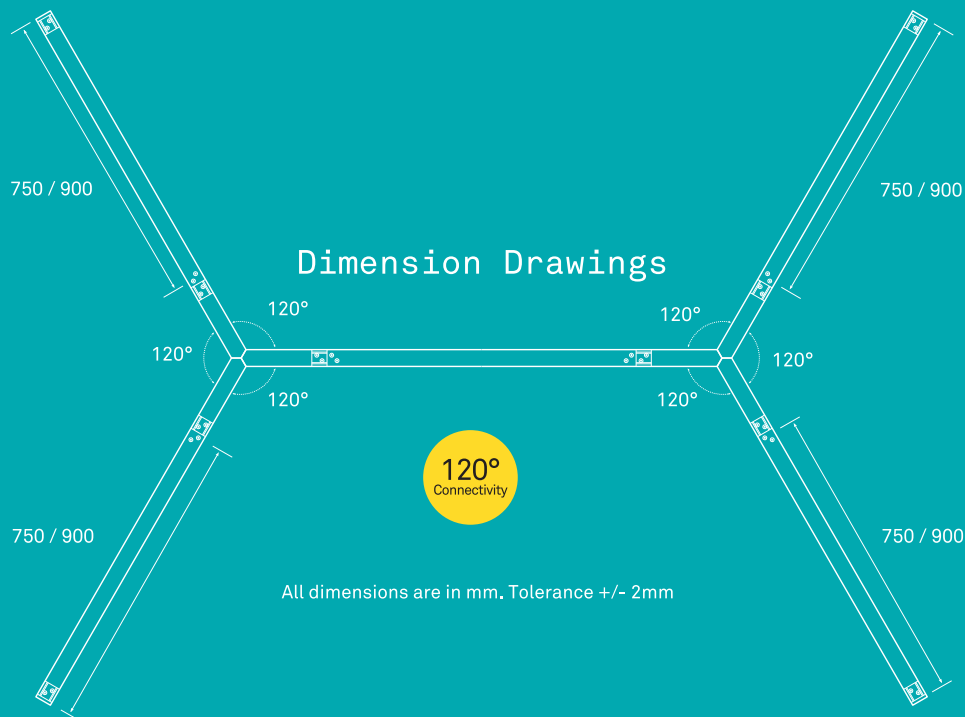




All dimensions are in mm. Tolerance +/- 2mm

Electrical Data

Cat. No.	Lumen Output	System Wattage (W)	Rated Voltage (V)	Mains Current (A)	Approx Weight (Kg)	Case Lot (in nos)
LM34-551-120V57-10	3900	39	240	0.17	3.6	1
LM34-551-120V57-12	3900	39	240	0.17	3.6	1
LM34-371-120V57-10	2600	26	240	0.11	3.6	1
LM34-371-120V57-12	2600	26	240	0.11	3.6	1
LM34-371-90L-57-12	2600	26	240	0.11	3.6	1

LED is an ever improving and evolving technology. Wipro is committed to bring you the best in LED technology. Data given is representative and can change. *57 represents 5700K. Replace 57 with 40 for 4000K. Please order suspension separately. Order product code with CT for end-to-end installation.



AXEON RECESS

The architect's delight, designed to effortlessly light up any interior space.

Also available
in 8 ft

Specifications

- White powder coated finish extruded aluminium housing
- Special translucent satin finish color LED PMMA diffuser
- Low power, high efficacy long life LEDs
- Excellent heat dissipation through direct contact
- LED driver duly wired up to terminal block
- Luminaires are suitable for stand-alone and continuous installation
- Provision for loop in loop out for ease of wiring
- Conforms to IS 10322 part 5/ Sec 1 2012

Accessories

- In-built electronic LED driver
- Complete with LEDs and drivers pre-wired up to terminal block to connect incoming power
- 3 way 10Amps GFP mains connector

Installation


- Support bracket with quick onsite adjustment for easy mounting on POP/Gypsum/Grid ceilings

Product Dimensions

Cat. No.	A	B	C	POP CutOut
LM34-251-XXX-57-RM	1195	1184	1171	60mm x 1188mm
LM34-251XXX-57RMCT	1190	1182	1171	60mm x (No of Units + 5mm)
LM34-501-XXX-57-RM	2395	2384	2362	60mm x 2388mm
LM34-501XXX-57RMCT	2387	2382	2362	60mm x (No of Units + 5mm)

All dimensions are in mm. Tolerance +/- 2mm

Dimension Drawings



Electrical Data

Cat. No.	Length	System Wattage (W)	Rated Voltage (V)	Mains Current (A)	Approx Weight (Kg)	Case Lot (in nos)
LM34-251-XXX-57-RM	4 ft	20	240	0.092	4.5	1
LM34-251XXX-57RMCT	4 ft	20	240	0.092	4.5	1
LM34-501-XXX-57-RM	8 ft	40	240	0.185	9	1
LM34-501XXX-57RMCT	8 ft	40	240	0.185	9	1

LED is an ever improving and evolving technology. Wipro is committed to bring you the best in LED technology. Data given is representative and can change. *57 represents 5700K. Replace 57 with 40 for 4000K. Order product code with CT for end-to-end installation.

AXEON TRIMLESS

Built to blend in, it is a source of pure light when lit and barely visible to the eye when switched off.

Also
available
in 8 ft

Specifications

- Neat product look with drop down diffused light
- White powder coated finish extruded aluminium housing
- Special translucent satin finish color LED PMMA diffuser
- Low power, high efficacy long life LEDs
- Excellent heat dissipation through direct contact
- LED driver duly wired up to terminal block
- Luminaires are suitable for stand-alone and continuous installation
- Provision for loop in loop out for ease of wiring
- Conforms to IS 10322 part 5/ Sec 1 2012

Accessories

- In-built electronic LED driver
- Complete with LEDs and drivers pre-wired up to terminal block to connect incoming power
- 3 way 10Amps GFP mains connector

Installation

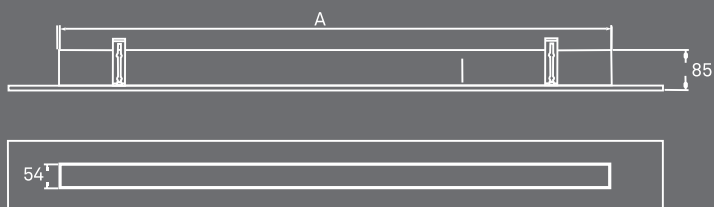
- Fixed and adjustable brackets are provided for easy mounting on POP/Gypsum/Wooden ceilings

Product Dimensions

Cat. No.	A	POP CutOut
LM34-251-XXX-57-TL	1180	54mm x 1182mm
LM34-251XXX-57TLCT	1176	54mm x Continuous
LM34-501-XXX-57-TL	2356	54mm x 2358mm
LM34-501XXX-57TLCT	2352	54mm x Continuous

All dimensions are in mm. Tolerance +/- 2mm

Dimension Drawings



Electrical Data

Cat. No.	Length	System Wattage (W)	Rated Voltage (V)	Mains Current (A)	Approx Weight (Kg)	Case Lot (in nos)
LM34-251-XXX-57-TL	4 ft	20	240	0.092	4.5	1
LM34-251XXX-57TLCT	4 ft	20	240	0.092	4.5	1
LM34-501-XXX-57-TL	8 ft	40	240	0.185	9	1
LM34-501XXX-57TLCT	8 ft	40	240	0.185	9	1

LED is an ever improving and evolving technology. Wipro is committed to bring you the best in LED technology. Data given is representative and can change. *57 represents 5700K. Replace 57 with 40 for 4000K. Order product code with CT for end-to-end installation.

AXEON SURFACE

It is a testament to the fact that subtlety can leave a lasting impression.

Specifications

- White powder coated finish extruded aluminium housing
- Special translucent satin finish color LED PMMA diffuser
- Low power, high efficacy long life LEDs
- Excellent heat dissipation through direct contact
- LED driver duly wired up to terminal block
- Luminaires are suitable for stand-alone and continuous installation
- Provision for loop in loop out for ease of wiring
- Conforms to IS 10322 part 5/ Sec 1 2012

Accessories

- In-built electronic LED driver
- Complete with LEDs and drivers pre-wired up to terminal block to connect incoming power
- 3 way 10Amps GFP mains connector

Product Dimensions


Cat. No.	A
LM34-251-XXX-57-SM	1180
LM34-251XXX-57SMCT	1176
LM34-501-XXX-57-SM	2356
LM34-501XXX-57SMCT	2352

All dimensions are in mm. Tolerance +/- 2mm

Electrical Data

Cat. No.	Length	System Wattage (W)	Rated Voltage (V)	Mains Current (A)	Approx Weight (Kg)	Case Lot (in nos)
LM34-251-XXX-57-SM	4 ft	20	240	0.092	4.5	1
LM34-251XXX-57SMCT	4 ft	20	240	0.092	4.5	1
LM34-501-XXX-57-SM	8 ft	40	240	0.185	9	1
LM34-501XXX-57SMCT	8 ft	40	240	0.185	9	1

LED is an ever improving and evolving technology. Wipro is committed to bring you the best in LED technology. Data given is representative and can change.
*57 represents 5700K. Replace 57 with 40 for 4000K. Order product code with CT for end-to-end installation.



Installation

- Surface mounted brackets are provided for easy mounting on true ceiling

Dimension Drawings



The AXEON series of linear lighting is our ode to modern, urban architecture.

The range has been engineered with the ability to instantly improve the symmetry and organisation of any space.



WIPRO LIGHTING LEDEGE

Get the Edge with LED Lighting Solutions for modern workspaces through:

- Eco-sustainability, Design & innovation, Green technology, and Efficient lighting solutions
- Capability to service multi-locational accounts
- Service Commitment - 19 branches and over 400 dedicated stockists
- Ease of contact through website
- Trustworthiness and reliability of Wipro



RELATED PRODUCTS



Aura Plus



Lineos LED



Pie LED



TZ LED



Astimline LED



Scan the QR code
to download the app



New Delhi: 011-41708121/29, **Mumbai:** 022-62182000, **Chennai:** 1800-425-1969,
Bangalore: 080-41503260, **Kolkata:** 033-44045886/87, **Pune:** 020-25535081,
Hyderabad: 040-27176082, **Chandigarh:** 0172-5018734, **Jaipur:** 1800-425-1969,
Lucknow: 0522-2434352, **Baroda:** 0265-2395830/35/36/41/45,
Ahmedabad: 079-40073546, **Indore (MP):** 9285111002, **Raipur (CG):** 0771-3265725,
Bhubaneswar: 1800-425-1969, **Coimbatore:** 1800-425-1969, **Nagpur:** 0712-2569878,
Goa: 020-25535081, **Cochin:** 1800-425-1969.

Business Office

Wipro Lighting, 5th floor, Godrej Eternia - C, old Pune-Mumbai highway,
Shivajinagar, Pune 411 005. India.

(T) 020-66098700, (F) 020-66098777

helpdesk.lighting@wipro.com

Registered Office

Wipro Enterprises (P) Limited

'C' Block, CCLG Division, Doddakannelli, Sarjapur Road,
Bangalore - 560035, India.

Innovation and Improvement are a way of life at Wipro.

All rights reserved. Reproduction of this data in part or in whole without permission is prohibited. Care has been taken to ensure that the information content within is correct. We reserve the right to modify the product without prior intimation. Imitation of Registered Designs is a punishable offence.

www.wiprolighting.com

Toll-free no: 1800-425-1969

Follow us on [Linked in](#) | [Twitter](#) | [Facebook](#) | [Instagram](#)

